

17. Measurement Range and Limit Value List

TAG-NO.		DESIG- NATION	RANGE	LL		L		H		HH		CONTROLLER SETTINGS				P&I SHEET	REMARKS		
FUNCTION				S/A	loc	prio	S/A	loc	prio	S/A	loc	prio	threshold	S/A	loc			prio	threshold
E 13100		CURRENT DCAC PUMP P13100	0...120 A													002			
EI																			
E 13200		CURRENT DCAC PUMP P13200	0...120 A													002			
EI																			
E 14100		CURRENT CHILL TOWER PUMP P14100	0...50 A													003			
EI																			
E 14200		CURRENT CHILL TOWER PUMP P14200	0...50 A													003			
EI																			
E 24111		EFFECTIVE POWER MG24101	0...400 kW	A	PCS	3									007				
EISLL				10															
E 24211		EFFECTIVE POWER MG24201	0...400 kW	A	PCS	3									008				
EISLL				10															
E 61100		CURRENT LOX PUMP P61100	0...150 A													012			
EI																			
Legend:																			
F = local, V = local cabinet, S = control room, PCS = process control system																			
Annotation on column "Hook Up": (FP*) = Frost Protection recommended																			
Project: K70101			ASU No.09 Kosice																
Rev. 2			ASU No.09 Kosice																
24.02.2006			ASU No.09 Kosice																
16.11.2006			ASU No.09 Kosice																
21.12.2004			ASU No.09 Kosice																
Date			ASU No.09 Kosice																
Name			ASU No.09 Kosice																
Checked			ASU No.09 Kosice																
Change			ASU No.09 Kosice																
Initial version			ASU No.09 Kosice																
As Build			ASU No.09 Kosice																
Rev.			ASU No.09 Kosice																
Page			ASU No.09 Kosice																
Number			ASU No.09 Kosice																
of pages			ASU No.09 Kosice																
97			ASU No.09 Kosice																

TAG-NO.		DESIG- NATION	RANGE	LL		L		H		HH		CONTROLLER SETTINGS				P&I SHEET	REMARKS																																	
FUNCTION				S/A	loc	prio	S/A	loc	prio	S/A	loc	prio	threshold	threshold	W			Kp	Tn	Td																														
E 61200		CURRENT LOX PUMP P61200	0...150 A															012																																
Ei																																																		
E 73101		CURRENT LIN PUMP P73101	0...100 A															037																																
Ei																																																		
E 73201		CURRENT LIN PUMP P73201	0...100 A															037																																
Ei																																																		
E 98012-3		EFFECTIVE POWER BAC	0...10 MW															006																																
Ei																																																		
E 98012-4		EFFECTIVE POWER MAC	0...10 MW															001																																
Ei																																																		
F 11074		ANTI SURGE CONTROLLER	0...150 mbar															001																																
FIC																																																		
F 12005		CHILLED WATER FROM KA12001	0...50 m³/h															002																																
FICAL																																																		
Legend:																	F = local, V = local cabinet, S = control room, PCS = process control system																	Annotation on column "Hook Up": (FP*) = Frost Protection recommended																
2		24.02.2006	Frohn	Rev. 2	Project: K70101																	AIR LIQUIDE		Drwg.- No.:																										
3		16.11.2006	Möller	As Build	ASU No.09 Kosice																																													
0		21.12.2004	Frohn	Initial version	MEASURING RANGE & LIMIT VALUES																																													
Rev.		Date	Name	Checked																				Page		Number of pages		97																						

TAG-NO.		DESIG-NATION	RANGE	LL			L			H			HH			CONTROLLER SETTINGS				P&I SHEET	REMARKS					
FUNCTION				S/A	loc	prio	S/A	loc	prio	S/A	loc	prio	S/A	loc	prio	threshold	W	Kp	Tn	Td						
F 13006		CHILLED WATER TO DC/AC	0...40 m³/h				A	PCS	3									0,5	5min		002					
FICAL																										
F 13007		COOLING WATER TO DC/AC	0...250 m³/h				A	PCS	3									0,6	30s		002					
FICAL																										
F 15035		AIR BEHIND SOL SIEVE	0...120000 Nm³/h 0...22,4 mbar							A	PCS	3						1,0	45s		004	K1 = 25354,628 P1 = 5,62 bar T1 = 23,1°C				
FIC																										
F 15041		INLET REGENERATION GAS HEATERS	0...22000 Nm³/h 0...13,83 mbar				SA	PCS	3									0,6	45s		005	K1 = 5915,774 P1 = 1,17 bar T1 = 20°C				
FICAL																										
F 16073		HP-AIR FROM BAC	0...65000 Nm³/h 0...40,19 mbar										PCS								006	K1 = 10253,08 P1 = 57 bar T1 = 25°C				
FI																										
F 16074		ANTI SURGE CONTROLLER BAC	0...100 %																		006					
FIC (F16007)																										
F 20001		HP-GAN OUTLET COLDBOX	0...4500 Nm³/h 0...150 mbar															1: 0,6 2: 1,15	1: 5min 2: 20s		010	K1 = 365,842 P1 = 21 bar T1 = 20°C				
FIC																										
Legend: F = local, V = local cabinet, S = control room, PCS = process control system																										
Annotation on column "Hook Up": (FP*) = Frost Protection recommended																										
2				24.02.2006	Frohn	Rev. 2	Project: K70101										ASU No.09 Kosice				AIR LIQUIDE				Drwg.-No.:	
3				16.11.2006	Möller	As Build																				
0				21.12.2004	Frohn	Initial version															Air Liquide AGS GmbH Füttingsweg 34 D-47805 Krefeld, Germany				Page	
Rev.				Date	Name	Checked	MEASURING RANGE & LIMIT VALUES														3		Number of pages			
						Change															97					

TAG-NO.		DESIG-NATION	RANGE	LL			L			H			HH			CONTROLLER SETTINGS				P&I SHEET	REMARKS				
FUNCTION				S/A	loc	prio	S/A	loc	prio	S/A	loc	prio	S/A	loc	prio	W	Kp	Tn	Td						
				threshold			threshold			threshold			threshold												
F 20002		HP-GAN BLOW OFF	0...4500 Nm³/h														0,4	20s		010					
FIC																					K1 = 372,461 P1 = 21 bar T1 = 20°C				
F 20003		HP-GAN TO CUSTOMER	0...4500 Nm³/h 0...150 mbar																	010					
FI																									
F 20005		LP-GAN OUTLET COLDBOX	0...35000 Nm³/h 0...16,75 mbar	SA	PCS	1	A	PCS	3								1: 0,6 2: 1,15	1: 5min 2: 20s		010	K1 = 8551,861 P1 = 1,15 T1 = 20°C				
FICALSALL				5000			7000																		
F 20006		LP-GAN BLOW OFF	0...35000 Nm³/h														0,3	20s		010					
FI																									
F 20011		GOX OUTLET COLDBOX	0...35000 Nm³/h 0...250 mbar	SA	PCS		A	PCS									1: 0,8 2: 1,15	1: 5min 2: 20s		010	K1 = 2206,150 P1 = 28 bar T1 = 20°C				
FICALSALL				5000			7000																		
F 20012		GOX BLOW OFF	0...35000 Nm³/h														0,5	20s		010					
FI																									
F 20013		GOX TO CUSTOMER	0...35000 Nm³/h 0...250 mbar																	010	K1 = 2206,150 P1 = 28 bar T1 = 20°C				
FI																									
Legend:																				Annotation on column "Hook Up": (FP*) = Frost Protection recommended					
F = local, V = local cabinet, S = control room, PCS = process control system																				Drwg.-No.:		Page		Number of pages	
Project: K70101																				ASU No.09 Kosice		Air Liquide AGS GmbH Füttingsweg 34 D-47805 Krefeld, Germany		97	
MEASURING RANGE & LIMIT VALUES																									
24.02.2006		Frohn	Rev. 2																						
16.11.2006		Müller	As Built																						
21.12.2004		Frohn	Initial version																						
Date		Name	Checked	Change																					



Air Liquide AGS GmbH
Füßingweg 34
D-47805 Krefeld, Germany

TAG-NO.	DESIG-NATION	RANGE	LL			L			H			HH			CONTROLLER SETTINGS				P&I SHEET	REMARKS
			S/A	loc	prio	S/A	loc	prio	S/A	loc	prio	S/A	loc	prio	W	Kp	Tn	Td		
			threshold			threshold			threshold			threshold								
F 22013	ULIN TO LP-COLUMN	0...35000 Nm ³ /h 0...125 mbar														0,3	20s		013	K1 = 3130,495 P1 = 4,7 bar T1 = -191,6°C
FIC																				
F 22043	GOX FROM LP-COLUMN	0...500 Nm ³ /h 0...60 mbar														0,5	40s		013	K1 = 64,55 P1 = 1,38 bar T1 = -180°C
FIC																				
F 23013	LIN PRODUCT TO STORAGE	0...5000 Nm ³ /h														1,0	15s		011	
FIC																				
F 23016	LOX TO STORAGE	0...5000 Nm ³ /h																	011	
FI																				
F 23073	LIN PRODUCT TO DUMP	0...5000 Nm ³ /h														1,0	15s		011	
FIC																				
F 24101	AIR TO EXPANDER TURBINE 1	0...15000 Nm ³ /h 0...100 mbar														0,3	45s		007	K1 = 1500 P1 = 56,65 bar T1 = -91°C
FIC																				
F 24201	AIR TO EXPANDER TURBINE 2	0...15000 Nm ³ /h 0...100 mbar														1,0	30s		008	K1 = 1500 P1 = 56,65 bar T1 = -91°C
FIC																				
Legend: F = local, V = local cabinet, S = control room, PCS = process control system Annotation on column "Hook Up": (FP*) = Frost Protection recommended																				
2	24.02.2006	Frohn	Rev. 2	Project: K70101										AIR LIQUIDE				Dwg.-No.:		
3	16.11.2006	Möller	As Built	ASU No.09 Kosice																
0	21.12.2004	Frohn	Initial version	MEASURING RANGE & LIMIT VALUES										Air Liquide AGS GmbH Füttingsweg 34 D-47805 Krefeld, Germany				Page		
Rev.	Date	Name	Checked															5		
			Change															97		

TAG-NO.		DESIG- NATION	RANGE	LL			L			H			HH			CONTROLLER SETTINGS				P&I SHEET	REMARKS									
FUNCTION				S/A	loc	prio	S/A	loc	prio	S/A	loc	prio	S/A	loc	prio	threshold	threshold	W	Kp			Tn	Td							
F 40011		SIDEARMLIQUID FROM LP-COLUMN	0...30000 Nm³/h 0...50 mbar															0,3	2min		016 / 017	K1 = 4242,641 P1 = 1,35 bar T1 = -180,5°C								
FIC																														
F 40014		LAR TO PURE AR COLUMN	0...1000 Nm³/h															0,3	2min		017									
FIC																														
F 62030		PURGE GAS LOX TANK B62001	Nm³/h																		032	local indicator								
FI																														
F 63033		LOX CONVERTER CYCLE	0...6000 Nm³/h 0...450 mbar																		032	K1 = 306,586 P1 = 4,5 bar T1 = -181,8°C								
FI																														
F 64061			0...35000 Nm³/h 0...450 mbar															1,0	30s											
FIC																														
F 70041		MP-GAN TO CUSTOMER	0...35000 Nm³/h 0...150 mbar																		020	K1 = 2857,738 P1 = 7,3 bar T1 = 26°C								
FIC																														
F 70074		ANTI SURGE CONTROLLER	0...100 %																		019									
FIC																														
Legend:																							F = local, V = local cabinet, S = control room, PCS = process control system				Annotation on column "Hook Up": (FP*) = Frost Protection recommended			
2	24.02.2006	Frohn	Rev. 2	Project: K70101										AIR LIQUIDE				Dwg.-No.:												
3	16.11.2006	Möller	As Built	ASU No.09 Kosice																										
0	21.12.2004	Frohn	Initial version	MEASURING RANGE & LIMIT VALUES										Air Liquide AGS GmbH Fittingsweg 34 D-47805 Krefeld, Germany				Page												
Rev.	Date	Name	Checked															Number of pages												
			Change															6 97												

TAG-NO.		DESIG- NATION	RANGE	LL		L			H			HH			CONTROLLER SETTINGS				P&I SHEET	REMARKS		
FUNCTION				S/A	loc	prio	S/A	loc	prio	S/A	loc	prio	S/A	loc	prio	threshold	W	Kp			Tn	Td
F 72030		PURGEGAS LIN TANK B72001	Nm³/h																	035	local indicator	
FI																						
F 72071		PURGE GAS PT2001	Nm³/h																	035	local indicator	
FI																						
F 77074		ANTI SURGE CONTROLLER	0...100 %																	020		
FIC																						
F 80001		COOLING WATER	0...2000 m³/h																	023		
FIAL																						
F 87020		BOXPURGE HE-BOX	2,5...35 Nm³/h																	024	local indicator	
FI																						
F 87021		BOXPURGE HE-BOX	2,5...35 Nm³/h																	024	local indicator	
FI																						
F 87060		BOXPURGE COLD-BOX	2,5...35 Nm³/h																	024	local indicator	
FI																						
Legend:																						
F = local, V = local cabinet, S = control room, PCS = process control system																						
Annotation on column "Hook Up": (FP*) = Frost Protection recommended																						
2		24.02.2006	Frohn	Rev. 2	Project: K70101										AIR LIQUIDE				Dwg.- No.:			
3		16.11.2006	Möller	As Build	ASU No.09 Kosice										Air Liquide AGS GmbH Füttingsweg 34 D-47805 Krefeld, Germany				Page			
0		21.12.2004	Frohn	Initial version	MEASURING RANGE & LIMIT VALUES										Air Liquide AGS GmbH Füttingsweg 34 D-47805 Krefeld, Germany				7			
Rev.	Date	Name	Checked	Change															Number of pages			
																			97			

TAG-NO.		DESIG- NATION	RANGE	LL		L		H		HH		CONTROLLER SETTINGS				P&I SHEET	REMARKS					
FUNCTION				S/A	loc	prio	S/A	loc	prio	S/A	loc	prio	threshold	W	Kp			Tn	Td			
F 87061		BOXPURGE COLD-BOX	2,5...35Nm³/h														024	local indicator				
FI																						
F 87062		BOXPURGE COLD-BOX	2,5...35Nm³/h														024	local indicator				
FI																						
F 87063		BOXPURGE COLD-BOX	2,5...35Nm³/h														024	local indicator				
FI																						
F 87064		BOXPURGE COLD-BOX	2,5...35Nm³/h														024	local indicator				
FI																						
G 11010		GUIDE VANE MAC	0...100 %														001					
GISOL																						
G 11074		BLOW OFF VALVE MAC	0...100 %														001					
GISOH																						
G 11742		SHAFT POSITION GEARING MAC	-2...0...+2 mm														027					
GIAHLSAHL																						
Legend:																	F = local, V = local cabinet , S = control room, PCS = process control system			Annotation on column "Hook Up": (FP-) = Frost Protection recommended		
2		24.02.2006	Frohn	Rev. 2	Project: K70101										Drwg.- No.:		8		97			
3		16.11.2006	Möller	As Build	ASU No.09 Kosice												Page		Number of pages			
0		21.12.2004	Frohn	Initial version	MEASURING RANGE & LIMIT VALUES										Air Liquide AGS GmbH Füttingsweg 34 D-47805 Krefeld, Germany							
Rev.		Date	Name	Checked																		

TAG-NO.		DESIG- NATION	RANGE	LL		L				H				HH				CONTROLLER SETTINGS				P&I SHEET	REMARKS												
FUNCTION				S/A	loc	prio	threshold	S/A	loc	prio	threshold	S/A	loc	prio	threshold	W	Kp	Tn	Td																
G 16010		GUIDE VANE BAC STAGE 1	0...100 %																	006															
GISOL																																			
G 16733		POSITION MAIN SHAFT BAC	-2...+2 mm																	028															
GIAHLSAHLL																																			
G 24105		NOZZLE RING EXPANDER TURBINE 1	0...100 %																	007															
GISOL																																			
G 24205		NOZZLE RING EXPANDER TURBINE 2	0...100 %																	008															
GISOL																																			
G 70010		GUIDE VANE GAN COMPR. 1	0...100 %																	019															
GISOL																																			
G 70738		SHAFT POSITION GEARING NV1	-0,6...0,6 mm																	021															
GIAHLSAHLL																																			
G 70743		SHAFT POSITION GEARING NV1	-0,6...0,6 mm																	021															
GIAHLSAHLL																																			
Legend:																							F = local, V = local cabinet, S = control room, PCS = process control system				Annotation on column "Hook Up": (FP*) = Frost Protection recommended								
2		24.02.2006		Rev. 2		Project:										K70101				ASU No.09 Kosice				AIR LIQUIDE				Dwg.- No.:							
3		16.11.2006		As Build																															
0		21.12.2004		Initial version																															
Rev.		Date		Checked		Name		Change																				Page		9		Number of pages		97	



Air Liquide AGS GmbH
Fittingsweg 34
D-47805 Krefeld, Germany

TAG-NO.		DESIG- NATION	RANGE	LL			L			H			HH			CONTROLLER SETTINGS				P&I SHEET	REMARKS				
FUNCTION				S/A	loc	prio	S/A	loc	prio	S/A	loc	prio	S/A	loc	prio	W	Kp	Tn	Td						
				threshold			threshold			threshold			threshold												
G 77010		GUIDE VANE GAN COMPR. 2	0...100 %																	020					
GISOL																									
G 77738		SHAFT POSITION GEARING NV2	-0,6...0,6 mm	SA	PCS	1	A	PCS	3	A	PCS	3	SA	PCS	1					022					
GIAHLSAHLL				-0,3			-0,25			0,25			0,3												
G 77743		SHAFT POSITION GEARING NV2	-0,6...0,6 mm	SA	PCS	1	A	PCS	3	A	PCS	3	SA	PCS	1					022					
GIAHLSAHLL				-0,3			-0,25			0,25			0,3												
H 16071		BLOW OUT VALVE BAC	0...100 %																	006					
HIC																									
H 16073		AIR FROM BOOSTER	0...100 %																	006					
HIC / GSHL																									
H 20013		PRESSURISATI ON GOX TO CUSTOMER 1	0...100 %																	010					
HIC																									
H 20014		PRESSURISATI ON GOX TO CUSTOMER 2	0...100 %																	010					
HIC																									
Legend:																									
F = local, V = local cabinet, S = control room, PCS = process control system																									
Annotation on column "Hook Up": (FP*) = Frost Protection recommended																									
2				24.02.2006		Frohn		Rev. 2		Project: K70101				ASU No.09 Kosice				AIR LIQUIDE		Drwg.- No.:		Page			
3				16.11.2006		Möller		As Build														10		97	
0				21.12.2004		Frohn		Initial version																Number of pages	
Rev.				Date		Name		Checked																	


TAG-NO.		DESIG- NATION	RANGE	LL			L			H			HH			CONTROLLER SETTINGS				P&I SHEET	REMARKS	
FUNCTION				S/A	loc	prio	S/A	loc	prio	S/A	loc	prio	S/A	loc	prio	threshold	W	Kp	Tn			Td
H 20027		PRESSURISATION ON AIR TO MHE	0...100 %																	006		
HIC																						
H 21006		NL FROM B21002	0...100 %																	014		
HIC																						
H 21014		LIQUID AIR TO HP-COLUMN	0...100 %																	014		
HIC																						
H 24105		NOZZLE RING EXPANDER TURBINE 1	0...100 %																	007		
HIC																						
H 24205		NOZZLE RING EXPANDER TURBINE 2	0...100 %																	008		
HIC / GIOL																						
H 40005		LAR BLOW OUT CONDENSER B40001	0...100 %																	017		
HIC																						
H 40100		SPEED LAR PUMP P40100	0...100 %																	016		
HIC / ESAL																						
Legend:																						
F = local, V = local cabinet, S = control room, PCS = process control system																						
Annotation on column "Hook Up": (FP*) = Frost Protection recommended																						
2	24.02.2006	Frohn	Rev. 2	Project: K70101										AIR LIQUIDE				Dwg.- No.:				
3	16.11.2006	Möller	As Built	ASU No.09 Kosice																		
0	21.12.2004	Frohn	Initial version	MEASURING RANGE & LIMIT VALUES										Air Liquide AGS GmbH Führingsweg 34 D-47805 Krefeld, Germany				Page		Number of pages		
Rev.	Date	Name	Checked															11		97		

TAG-NO.		DESIG-NATION	RANGE	LL		L		H		HH		CONTROLLER SETTINGS				P&I SHEET	REMARKS					
FUNCTION				S/A	loc	prio	S/A	loc	prio	S/A	loc	prio	threshold	W	Kp			Tn	Td			
H 61100		SPEED LOX PUMP P61100	0...100%														012					
HIC / ESAL																						
H 61200		SPEED LOX PUMP P61200	0...100%														012					
HIC / ESAL																						
H 70035		BLOW OUT VALVE GAN COMP. 1	0...100%														019					
HIC																						
H 70036		CHARGE GAN COMP. 1	0...100%														019					
HIC																						
H 71100		SPEED LIN PUMP P71100	0...100%														015					
HIC / ESAL																						
H 71200		SPEED LIN PUMP P71200	0...100%														015					
HIC / ESAL																						
H 73001		LIN LDCC FROM SUBCOOLER	0...100%														014					
HIC																						
Legend:																	F = local, V = local cabinet, S = control room, PCS = process control system			Annotation on column "Hook Up": (F-P) = Frost Protection recommended		
2	24.02.2006	Frohn	Rev. 2	Project: K70101										AIR LIQUIDE		Dwg.-No.:		97				
3	16.11.2006	Möller	As Built	ASU No.09 Kosice										Air Liquide AGS GmbH Füttingsweg 34 D-47805 Krefeld, Germany		Page 12		Number of pages				
0	21.12.2004	Frohn	Initial version	MEASURING RANGE & LIMIT VALUES																		
Rev.	Date	Name	Checked																			

TAG-NO.		DESIG- NATION	RANGE	LL		L			H			HH			CONTROLLER SETTINGS				P&I SHEET	REMARKS																																																					
FUNCTION				S/A	loc	prio	S/A	loc	prio	S/A	loc	prio	S/A	loc	prio	W	Kp	Tn			Td																																																				
				threshold	threshold	S/A	loc	prio	threshold	S/A	loc	prio	threshold	S/A	loc	prio	threshold																																																								
H 73101		SPEED LIN BACK UP PUMP P73101		0...100 %														037																																																							
HIC																																																																									
H 73201		SPEED LIN BACK UP PUMP P73201		0...100 %														037																																																							
HIC																																																																									
H 77035		BLOW OUT VALVE GAN COMP. 2		0...100 %														020																																																							
HIC																																																																									
H 77036		CHARGE GAN COMP. 2		0...100 %														020																																																							
HIC																																																																									
L 11812		OIL CONTAINER MAC		0...100 %				PCS										027																																																							
LSAL								30																																																																	
L 13003		LEVEL COOLING WATER DC/AC		0...100 %				A PCS 3		A PCS 3		SA PCS 1		SA PCS 1				002																																																							
LIAHLSAHH								20		80		95		95																																																											
L 13013		LEVEL COOLING WATER DC/AC		0...100 %				A PCS 3		80 PCS 3		SA PCS 1		SA PCS 1				002																																																							
LIAHLSAHH								20		80		95		95																																																											
Legend:														F = local, V = local cabinet, S = control room, PCS = process control system										Annotation on column "Hook Up": (FP*) = Frost Protection recommended																																																	
Project:														K70101										AIR LIQUIDE										Drwg.- No.:																																							
Rev. 2														ASU No.09 Kosice										Air Liquide AGS GmbH Fulingsweg 34 D-47805 Krefeld, Germany										Page										Number of pages																													
24.02.2006														Frohn										Möller										Frohn										Name										Checked										Change									
16.11.2006														Möller										Möller										Möller										Möller										Möller										Möller									
21.12.2004														Frohn										Frohn										Frohn										Frohn										Frohn										Frohn									
Date														Name										Name										Name										Name										Name																			
Rev.														Date										Name										Name										Name										Name																			
97														13										97										97										97																													

Legend: F = local, V = local cabinet, S = control room, PCS = process control system

Annotation on column "Hook Up":
(FP*) = Frost Protection recommended

Project: K70101				ASU No.09 Kosice		 AIR LIQUIDE		Drwg.- No.:			
MEASURING RANGE & LIMIT VALUES						Air Liquide AGS GmbH Füttingsweg 34 D-47805 Krefeld, Germany		Page			
2	24.02.2006	Frohn		Rev. 2							
3	16.11.2006	Möller		As Build							
0	21.12.2004	Frohn		Initial version							
Rev.	Date	Name	Checked	Change							
					13		Number of pages		97		

TAG-NO.	DESIG- NATION	RANGE	LL		L		H		HH		CONTROLLER SETTINGS				P&I SHEET	REMARKS
			S/A	loc	S/A	loc	S/A	loc	S/A	loc	W	Kp	Tn	Td		
FUNCTION			threshold		threshold		threshold		threshold							
L 14003	LEVEL CHILL TOWER	0...100 %	SA	PCS	1	A	PCS	3	A	PCS	3	SA	PCS	1	003	
L1CAHLSAHLL			15		20		65		95				1,0	40min		
L 16812	OIL CONTAINER BAC	0...100 %				A	F								028	
LSAL					60											
L 21003	LEVEL SUMP HP-COLUMN	0...100 %				A	PCS	3	A	PCS	3	SA	PCS	1	014 / 017	
L1CAHLSAHH					20		60		80				1,0	5min		
L 21060	LIQUID AIR SEPARATOR B21001	0...100 %				A	PCS	3	A	PCS	3				009 / 013	
L1CAHL					15		65						1,0	2min		
L 22001	LEVEL SUMP LP-COLUMN	-49...231 %	SA	PCS	1	A	PCS	3	A	PCS	3	SA	PCS	1	014 / 011	
L1CAHLSAHLL			80		90		110		160				100%	10s		
L 22002	LEVEL SUMP LP-COLUMN	-50...223 %												15s	014	
LIC													1,0			
L 22011	LEVEL SUMP LP-COLUMN	65...130 %	SA	PCS	1	A	PCS	3	A	PCS	3				014	
L1AHSALL			80		90		110						100%			

Legend:

2

24.02.2006

Frohn

Rev. 2

3

16.11.2006

Möller

As Build

0

21.12.2004

Frohn

Initial version

Rev.

Date

Name

Checked

Change

Project:

K70101

ASU No.09 Kosice

MEASURING RANGE & LIMIT VALUES

Drwg.-No.:

AIR LIQUIDE

Air Liquide AGS GmbH

Füttingsweg 34

D-47805 Krefeld, Germany

Page

14

Number of pages

97

F = local, V = local cabinet, S = control room, PCS = process control system

Annotation on column "Hook Up":
(FP) = Frost Protection recommended

TAG-NO.		DESIG-NATION	RANGE	LL		L			H			HH			CONTROLLER SETTINGS				P&I SHEET	REMARKS						
FUNCTION				S/A	loc	prio	S/A	loc	prio	S/A	loc	prio	S/A	loc	prio	W	Kp	Tn	Td							
				threshold			threshold			threshold			threshold													
L 23076		LOX PRODUCT TO DUMP	-50...223 %														5,0	20min		011						
LIC																										
L 40007		LEVEL AR-COND. B40001	-46...233 %	SA	PCS	1	A	PCS	3	A	PCS	3	SA	PCS	1	100%	0,8	1min		017						
LCAHLSAHLL				80			90			110			160													
L 40017		LEVEL LOX BOILER B40001	65...129 %	SA	PCS	1	A	PCS	3	A	PCS	3								017						
LIAHLSALL				80			90			110																
L 40053		LEVEL SUMP CAR COLUMN 1	0...100 %	SA	PCS	1	A	PCS	3	A	PCS	3	SA	PCS	1		0,3	20s		016						
LCAHLSAHLL				30			35			65			78													
L 43023		PURE AR COLUMN K43001	-26...138 %				A	PCS	3	A	PCS	3	SA	PCS	1	100%	0,3	20s		018						
LCAHLSAHH							50			100			131													
L 43027		LIQ. NITR. SEPARATOR B43001	3...151 %	SA	PCS	1	A	PCS	3	A	PCS	3	SA	PCS	1	100%	0,3	20s		018						
LCAHLSAHLL				50			70			110			145													
L 43027-1		LEVEL CONTROL VALVE AR CONDENSER	3...151 %														0,3	20s		018	X from L43027					
LIC																										
Legend:																					F = local, V = local cabinet, S = control room, PCS = process control system				Annotation on column "Hook Up": (FP*) = Frost Protection recommended	
2	24.02.2006	Frohn	Rev. 2	Project: K70101										AIR LIQUIDE				Drwg.-No.:								
3	16.11.2006	Möller	As Build	ASU No.09 Kosice														Page		15	Number of pages	97				
0	21.12.2004	Frohn	Initial version	MEASURING RANGE & LIMIT VALUES										Air Liquide AGS GmbH Fittingsweg 34 D-47805 Krefeld, Germany												
Rev.	Date	Name	Checked	Change																						

TAG-NO.		DESIG- NATION	RANGE	LL			L			H			HH			CONTROLLER SETTINGS				P&I SHEET	REMARKS	
				S/A	loc	prio	S/A	loc	prio	S/A	loc	prio	S/A	loc	prio	threshold	W	Kp	Tn			Td
FUNCTION																						
L 43033		PURE AR PRODUCT TO DUMP	-26...138 %															0,3	20s		018	X from L43023
LIC																						
L 44007		LP LAR TANK 1 B44101	0...100 %																		041	
LI																						
L 44105		LP LAR TANK 1 B44101	0...100 %																		041	
LIAHLSAHILL																						
L 44205		LP LAR TANK 2 B44201	0...100 %																		042	
LIAHLSAHILL																						
L 44207		LP LAR TANK 2 B44201	0...100 %																		042	
LI																						
L 48015		HP LAR TANK B48001	0...100 %																		044	
LI																						
L 48020		HP LAR TANK B48001	0...100 %																		044	
LIAHLSAHILL																						
Legend:																						
F = local, V = local cabinet, S = control room, PCS = process control system																						
Annotation on column "Hook Up": (FP*) = Frost Protection recommended																						
Project: K70101																						
ASU No.09 Kosice																						
MEASURING RANGE & LIMIT VALUES																						
AIR LIQUIDE																						
Air Liquide AGS GmbH Füttingsweg 34 D-47805 Krefeld, Germany																						
Dwg.-No.:																						
Page																						
Number of pages																						
97																						

TAG-NO.		DESIG-NATION	RANGE	LL				L				H				HH				CONTROLLER SETTINGS				P&I SHEET	REMARKS
FUNCTION				S/A	loc	prio	threshold	S/A	loc	prio	threshold	S/A	loc	prio	threshold	S/A	loc	prio	threshold	W	Kp	Tn	Td		
L 62005	LIAHLZAHHSALL	LOX TANK B62001	0...100 %	SA	PCS			A	PCS			A	PCS			ZA	S							032	
L 62006	LAHZAHH	OVERFLOW LOX TANK BL62001	94,37...100 %									A	PCS	3		ZA	S	1						032	
L 64030	LZAL	WATER BATH VAPORIZER GOX	mm																					034	
L 72005	LIAHLZAHHSALL	LIN TANK B72001	0...100 %	SA	PCS	1		A	PCS	3		A	PCS	3		ZA	S	1						035	
L 72006	LAHZAHH	OVERFLOW LIN TANK B72001	93,6...100 %									A	PCS	3		ZA	S	1						035	
L 73002	LI	MP LIN TANK B73001	0...100 %																					038	Local indicator
L 73007	LIAHLSAHHLL	MP LIN TANK B73001	0...100 %	SA	PCS	1		A	PCS	3		A	PCS	3		SA	PCS	1						038	
Legend:																									
F = local, V = local cabinet, S = control room, PCS = process control system																									
Annotation on column "Hook Up": (FP*) = Frost Protection recommended																									
24.02.2006		Frohn	Rev. 2	Project: K70101										ASU No.09 Kosice										Drwg.-No.:	
16.11.2006		Möller	As Built																					Page	
21.12.2004		Frohn	Initial version											Air Liquide AGS GmbH Füttingsweg 34 D-47805 Krefeld, Germany										Number of pages	
Rev.	Date	Name	Checked	MEASURING RANGE & LIMIT VALUES																				17	
			Change																					97	



TAG-NO.	DESIG-NATION	RANGE	LL		L		H		HH		CONTROLLER SETTINGS				P&I SHEET	REMARKS					
			S/A	loc	prio	S/A	loc	prio	S/A	loc	prio	S/A	loc	prio			threshold	threshold	threshold	W	Kp
FUNCTION																					
L 73030	WATER BATH VAPORIZER GAN	mm																			
LZAL																					
L 73130	WATER BATH NAT. GAS VAP.	mm																			
LSAH																					
L 73131	WATER BATH NAT. GAS VAP.	mm																			
LZAL																					
L 73132	WATER BATH NAT. GAS VAP.	mm																			
LZALL																					
P 11007	AIR CHARGE 1ST STAGE MAC	-1,0...+0,5 bar																			
PI																					
P 11016	AIR BEHIND INTERCOOLER 1ST STAGE MAC	0...2,5 bar																			
PI																					
P 11026	AIR BEHIND INTERCOOLER 2ST STAGE MAC	0...2,5 bar																			
PI																					

Legend:

F = local, V = local cabinet, S = control room, PCS = process control system

Annotation on column "Hook Up":
(FP*) = Frost Protection recommended

Project: K70101		ASU No.09 Kosice		AIR LIQUIDE <small>Füllingsweg 34 D-47805 Krefeld, Germany</small>		Dwg.-No.:	
2	24.02.2006	Frohn	Rev. 2				
3	16.11.2006	Möller	As Built				
0	21.12.2004	Frohn	Initial version				
Rev.	Date	Name	Checked	Change			
				Page		18	
				Number of pages		97	

TAG-NO.	DESIG-NATION	RANGE	LL		L		H		HH		CONTROLLER SETTINGS				P&I SHEET	REMARKS	
			S/A	loc	prio	S/A	loc	prio	S/A	loc	prio	S/A	loc	prio			threshold
Legend: F = local, V = local cabinet, S = control room, PCS = process control system Annotation on column "Hook Up": (FP*) = Frost Protection recommended																	
Project: K70101 ASU No.09 Kosice			AIR LIQUIDE 			Dwg.-No.:											
MEASURING RANGE & LIMIT VALUES			ASU No.09 Kosice			AIR LIQUIDE 			Page 19			Number of pages 97					
2	24.02.2006	Frohn	Rev. 2														
3	16.11.2006	Möller	As Built														
0	21.12.2004	Frohn	Initial version														
Rev.	Date	Name	Checked	Change													

FUNCTION	DESIG-NATION	RANGE	LL	L	H	HH	CONTROLLER SETTINGS	P&I SHEET	REMARKS
P 11036	AIR BEHIND INTERCOOLER 3RD STAGE MAC	0...8 bar						001	
P 11041	AIR DISCHARGE 4TH STAGE MAC	0...8 bar		A PCS 3			0,6 50s	001	
P 11505	COOLING WATER CHARGE MAC	0...10 bar		- F -				001	local indicator
P 11590	COOLING WATER DISCHARGE MAC	0...10 bar		3				001	local indicator
P 11747	LUBE OIL BEARINGS MAC	0...2,5 bar	SA PCS 1 A PCS 3					027	
P 11752	SEAL GAS MAC	0...6 bar	0,8					027	local indicator
P 11754	SEAL GAS MAC	bar						027	

TAG-NO.		DESIG-NATION	RANGE	LL			L			H			HH			CONTROLLER SETTINGS				P&I SHEET	REMARKS	
FUNCTION				S/A	loc	prio	S/A	loc	prio	S/A	loc	prio	S/A	loc	prio	threshold	threshold	W	Kp			Tn
P 11754		SEAL CHAMBER PRESSURE	0...50 mbar				A	PCS	3												027	
PIAL																						
P 11840		LUBE OIL MAC	0...6 bar				-	F	-												027	local indicator
PI																						
P 11854		LUBE OIL MAC	0...2,5 bar				A	PCS	3												027	
PIAL																						
P 13120		COOLING WATER TO DC/AC	0...10 bar																		002	local indicator
PI																						
P 13220		COOLING WATER TO DC/AC	0...16 bar																		002	local indicator
PI																						
P 14120		CHILLED WATER TO DC/AC	0...16 bar																		003	local indicator
PI																						
P 14220		CHILLED WATER TO DC/AC	0...16 bar																		003	local indicator
PI																						

Legend:

2

24.02.2006

Frohn

Rev. 2

3

16.11.2006

Möller

As Built

0

21.12.2004

Frohn

Initial version

Rev.

Date

Name

Checked

Change

Project:

K70101

ASU No.09 Kosice

MEASURING RANGE & LIMIT VALUES

AIR LIQUIDE

Air Liquide AGS GmbH
Fühlingweg 34
D-47805 Krefeld, Germany

Drwg.-No.:

Page

Annotation on column "Hook Up":
(FP*) = Frost Protection recommended

F = local, V = local cabinet, S = control room, PCS = process control system


20

97

TAG-NO.	DESIG-NATION	RANGE	LL			L			H			HH			CONTROLLER SETTINGS				P&I SHEET	REMARKS
			S/A	loc	prio	S/A	loc	prio	S/A	loc	prio	S/A	loc	prio	W	Kp	Tn	Td		
FUNCTION			threshold			threshold			threshold			threshold								
P 15010	AIR INLET MOL SIEVE	0...6 bar				A	PCS	3											004	
PIAL																				
P 15012	ADSORBER A15001	0...6 bar				S	PCS	3	S	PCS	3								004	
PISHL																				
P 15022	ADSORBER A15002	0...6 bar				S	PCS	3	S	PCS	3								004	
PISHL																				
P 15035	AIR BEHIND MOL SIEVE	0...6 bar	SA	PCS	1	A	PCS	3											004	
PIALSALL																				
P 15037	AIR TO REGENERATION GAS HEATER	0...400 mbar							SA	PCS	3	SA	PCS	1					004	
PICAHSAH																				
P 15041	WN2 TO REG. GAS HEATER	0...450 mbar				A	PCS	3	A	PCS	3								005 / 003	
PICAHL																				
P 16007	CHARGE PRESSURE BAC	0...7 bar	SA	PCS	1	A	PCS	3	A	PCS	3	SA	PCS	1					006	
PICAHLSAHL																				
Legend: F = local, V = local cabinet, S = control room, PCS = process control system Annotation on column "Hook Up": (FP*) = Frost Protection recommended																				
Rev.			Frohn			Rev. 2			Project: K70101			ASU No.09 Kosice			AIR LIQUIDE			Drwg.-No.:		
2			24.02.2006																	
3			16.11.2006																	
0			21.12.2004																	
Date																		Page		
Name																		21		
Checked																		Number of pages		
Change																		97		

TAG-NO.		DESIG- NATION	RANGE	LL			L			H			HH			CONTROLLER SETTINGS				P&I SHEET	REMARKS																																																					
				S/A	loc	prio	S/A	loc	prio	S/A	loc	prio	S/A	loc	prio	threshold	S/A	loc	prio			threshold	W	Kp	Tn	Td																																																
FUNCTION																																																																										
P 16015		AIR BEHIND INTERCOOLER 1ST STAGE BAC	0...15 bar																				006																																																			
PI																																																																										
P 16025		AIR BEHIND INTERCOOLER 2ND STAGE BAC	0...25 bar																				006																																																			
PI																																																																										
P 16035		AIR BEHIND INTERCOOLER 3RD STAGE BAC	0...50 bar																				006																																																			
PI																																																																										
P 16045-1		AIR DISCHARGE INTERCOOLER 4TH STAGE	0...70 bar																				006																																																			
PICAUSAHH																																																																										
P 16073		HP-AIR FROM BAC	-1...100 bar																				006																																																			
PISAHLALL																																																																										
P 16505		COOLING WATER BAC	0...10 bar																				006	local indicator																																																		
PI																																																																										
P 16512		COOLING WATER BEHIND VW16001 BAC	0...10 bar																				006	local indicator																																																		
PI																																																																										
Legend:																							F = local, V = local cabinet, S = control room, PCS = process control system										Annotation on column "Hook Up": (FP*) = Frost Protection recommended																																									
2		24.02.2006	Frohn	Rev. 2	Project: K70101										AIR LIQUIDE										Dwg.- No.:										Page										Number of pages										97																			
3		16.11.2006	Möller	As Build	ASU No.09 Kosice										Air Liquide AGS GmbH Füdingweg 34 D-47805 Krefeld, Germany																																																											
0		21.12.2004	Frohn	Initial version	MEASURING RANGE & LIMIT VALUES																																																																					
Rev.		Date	Name	Checked																																																																						

TAG-NO.		DESIG- NATION	RANGE	LL		L		H		HH		CONTROLLER SETTINGS				P&I SHEET	REMARKS		
FUNCTION				S/A	loc	prio	S/A	loc	prio	S/A	loc	prio	W	Kp	Tn	Td			
				threshold			threshold			threshold									
P 16824		LUBE OIL P16820 BAC	0... bar				-	F	-								028	local indicator	
PI																			
P 16854		LUBE OIL BAC	0...4 bar	SA	PCS	1	A	PCS	3								028		
PISAL																			
P 16855		LUBE OIL BAC	0...4 bar														028		
PISAL							A	PCS	3										
P 16861		LUBE OIL HEADER	0... bar				-	F	-								028	local indicator	
PI																			
P 16862		LUBE OIL SUPPLY	0... bar				-	F	-								028	local indicator	
PI																			
P 16867		LUBE OIL MAIN MOTOR BAC	0...6 bar				-	F	-								028	local indicator	
PI																			
P 16868		LUBE OIL MAIN MOTOR BAC	0...6 bar				-	F	-								028	local indicator	
PI																			
Legend:																	F = local, V = local cabinet, S = control room, PCS = process control system		
																	Annotation on column "Hook Up": (FP*) = Frost Protection recommended		
2		24.02.2006	Frohn	Rev. 2		Project: K70101										AIR LIQUIDE		Dwg.- No.:	
3		16.11.2006	Müller	As Built		ASU No.09 Kosice												Page	
0		21.12.2004	Frohn	Initial version		MEASURING RANGE & LIMIT VALUES										Air Liquide AGS GmbH Füßingsweg 34 D-47805 Krefeld, Germany		Number of pages	
Rev.		Date	Name	Checked														24	
				Change														97	

TAG-NO.		DESIG- NATION	RANGE	LL			L			H			HH			CONTROLLER SETTINGS				P&I SHEET	REMARKS													
FUNCTION				S/A	loc	prio	S/A	loc	prio	S/A	loc	prio	S/A	loc	prio	threshold	threshold	W	Kp			Tn	Td											
P 20001		HP-GAN OUTLET COLDBOX	0...30 bar				A	PCS	3	A	PCS	3									010													
PICAHL																																		
P 20003		HP-GAN TO CUSTOMER	0...30 bar																		010													
PI																																		
P 20005		LP-GAN OUTLET COLDBOX	0...250 mbar				A	PCS	3												010													
PICAL																																		
P 20011		GOX OUTLET COLDBOX	0...40 bar				A	PCS	3	A	PCS	3									010													
PICAHL																																		
P 20013		GOX TO CUSTOMER	0...40 bar																		010													
PI																																		
P 20015		GOX TO CUSTOMER 1	0...40 bar																		010													
PI																																		
P 20016		GOX TO CUSTOMER 2	0...40 bar																		010													
PI																																		
Legend:															F = local, V = local cabinet, S = control room, PCS = process control system										Annotation on column "Hook Up": (FP*) = Frost Protection recommended									
2		24.02.2006	Frohn	Rev. 2	Project: K70101										AIR LIQUIDE										Drwg.- No.:									
3		16.11.2006	Möller	As Build	ASU No.09 Kosice										 AIR LIQUIDE																			
0		21.12.2004	Frohn	Initial version	MEASURING RANGE & LIMIT VALUES										Air Liquide AGS GmbH Füßingsweg 34 D-47805 Krefeld, Germany										Page		Number of pages							
Rev.		Date	Name	Checked																					25		97							

TAG-NO.	DESIG-NATION	RANGE	LL		L		H		HH		CONTROLLER SETTINGS				P&I SHEET	REMARKS																														
			S/A	loc	S/A	loc	S/A	loc	S/A	loc	threshold	S/A	loc	threshold			W	Kp	Tn	Td																										
FUNCTION			threshold		threshold		threshold		threshold		threshold																																			
P 21002	HP-COLUMN TOP	0...6 bar			S	PCS	3			S	PCS	3						014																												
PISHL					3,8		5,5																																							
P 22001	LP-COLUMN BOTTOM	0...600 mbar						A	PCS	3								013																												
PIAH							500																																							
P 24101	AIR TO EXPANDER TURBINE 1	0...70 bar						A	PCS	3								007																												
PISAH							58																																							
P 24102	AIR OUTLET EXPANDER TURBINE 1	0...10 bar						A	PCS	3			S	PCS	1			007	H for deriming																											
PIASHH							2						5,5																																	
P 24107	AIR INLET EXPANDER TURBINE 1	0...70 bar						A	PCS	3								007	H for deriming																											
PIAH							2																																							
P 24108	AIR INLET EXPANDER TURBINE 1	0...100 bar						-	F	-								007	local indicator																											
PI							60																																							
P 24110	AIR OUTLET EXPANDER TURBINE 1	0...100 bar						-	F	-			-	F	-			007	local indicator																											
PI							1						5,5																																	
Legend:																			F = local, V = local cabinet, S = control room, PCS = process control system										Annotation on column "Hook Up": (FP*) = Frost Protection recommended																	
2			24.02.2006			Rev. 2			Project: K70101										AIR LIQUIDE										Dwg.-No.:			Page			Number of pages			97								
3			16.11.2006			As Build			ASU No.09 Kosice										Air Liquide AGS GmbH																											
0			21.12.2004			Initial version			MEASURING RANGE & LIMIT VALUES										Fittingsweg 34																											
Rev.			Date			Checked			Name			Change													D-47805 Krefeld, Germany																					

TAG-NO.		DESIG- NATION	RANGE	LL		L		H		HH		CONTROLLER SETTINGS				P&I SHEET	REMARKS		
				S/A	loc	prio	S/A	loc	prio	S/A	loc	prio	S/A	loc	prio			threshold	W
FUNCTION																			
P 24140		SEAL GAS EXPANDER TURBINE 1	0...40 bar				-	F	-										local indicator
PI																			
P 24144		SEAL GAS EXPANDER TURBINE 1	0...25 bar	SA	PCS	1	A	PCS	3										029
PIALSALL																			
P 24145		BACK PRESSURE SEAL GAS	0...10 bar				-	F	-										local indicator
PI																			
P 24169		LUBE OIL EXPANDER TURBINE 1	0...6 bar				-	F	-										local indicator
PI																			
P 24169		LUBE OIL EXPANDER TURBINE 1	0...6 bar	SA	PCS	1	A	PCS	3										029
PISALSALL																			
P 24201		AIR TO EXPANDER TURBINE 2	0...70 bar							A	PCS	3							008
PISAH																			
P 24202		AIR OUTLET EXPANDER TURBINE 2	0...10 bar							A	PCS	3	S	PCS	1				008
PIAHSHH																			H for deriming

Legend:

2

24.02.2006

Frohn

Rev. 2

3

16.11.2006

Müller

As Build

0

21.12.2004

Frohn

Initial version

Rev.

Date

Name

Checked

Project:

K70101

ASU No.09 Kosice

MEASURING RANGE & LIMIT VALUES

AIR LIQUIDE

Air Liquide AGS GmbH
Füttingsweg 34
D-47805 Krefeld, Germany

Drwg.-
No.:

Page

27

Number
of pages

97


Annotation on column "Hook Up":
(FP*) = Frost Protection recommended

F = local, V = local cabinet , S = control room, PCS = process control system

TAG-NO.		DESIG- NATION	RANGE	LL		L		H		HH		CONTROLLER SETTINGS				P&I SHEET	REMARKS						
FUNCTION				S/A	loc	prio	S/A	loc	prio	S/A	loc	prio	threshold	W	Kp			Tn	Td				
P 24207		AIR INLET EXPANDER TURBINE 2	0...70 bar						A	PCS	3						008	H for deriving					
PIAH																							
P 24208		AIR INLET EXPANDER TURBINE 2	0...100 bar						-	F	-						008	local indicator					
PI																							
P 24210		AIR OUTLET EXPANDER TURBINE 1	0...10 bar						-	A	-	-	A	-			007	local indicator					
PI																							
P 24240		SEAL GAS EXPANDER TURBINE 2	0...10 bar						-	F	-						030	local indicator					
PI																							
P 24244		SEAL GAS EXPANDER TURBINE 2	0...25 bar														030						
PIALSALL																							
P 24245		BACK PRESSURE SEAL GAS	0...10 bar														030	local indicator					
PI																							
P 24269		LUBE OIL EXPANDER TURBINE 2	0...6 bar														030						
PIALSALL																							
Legend:																		Annotation on column "Hook Up": (FP*) = Frost Protection recommended					
F = local, V = local cabinet, S = control room, PCS = process control system																		Drwg.- No.:		Page		Number of pages	
2		24.02.2006	Frohn	Rev. 2	Project: K70101										AIR LIQUIDE								
3		16.11.2006	Möller	As Built	ASU No.09 Kosice																		
0		21.12.2004	Frohn	Initial version	MEASURING RANGE & LIMIT VALUES										Air Liquide AGS GmbH Fidingsweg 34 D-47805 Krefeld, Germany								
Rev.		Date	Name	Checked															28		97		

TAG-NO.		DESIG- NATION	RANGE	LL		L		H		HH		CONTROLLER SETTINGS				P&I SHEET	REMARKS								
FUNCTION				S/A	loc	prio	threshold	S/A	loc	prio	threshold	S/A	loc	prio	threshold			W	Kp	Tn	Td				
P 24269		LUBE OIL EXPANDER TURBINE 2	0...6 bar	-	F	-	-	-	-	-	-	-	-	-	-	-	-	-	030	local indicator					
PI				see PCS				see PCS																	
P 40003		CAR COLUMN C40002	0...600 mbar				A	PCS	3						175				017 / 016						
PICAL								50																	
P 40007		LOX BOILER TOP	0...500 mbar																017						
PI																									
P 40130		CHARGE PRESSURE P40100	0...6 bar																016	local indicator					
PI																									
P 40170		DISCHARGE CLOX PUMP P40100	0...10 bar	SA	PCS	1	A	PCS	3	A	PCS	3	SA	PCS	1				016						
PIAHL SAHLL				3,5				4,0				7,0				8									
P 43022		PURE AR COLUMN K43001 TOP	0...1000 mbar				A	PCS	3	A	PCS	3							018						
PICAL								50				900													
P 43028		LIQ. NITR. SEPARATOR B43001	0...2000 mbar				A	PCS	3	A	PCS	3							018						
PICAL								1000				1900													
Legend:																	F = local, V = local cabinet, S = control room, PCS = process control system			Annotation on column "Hook Up": (FP*) = Frost Protection recommended					
2		24.02.2006	Frohn	Rev. 2		Project: K70101										ASU No.09 Kosice		AIR LIQUIDE		Drwg.- No.:					
3		16.11.2006	Möller	As Build																					
0		21.12.2004	Frohn	Initial version														Air Liquide AGS GmbH Füllingsweg 34 D-47805 Krefeld, Germany		Page		29		Number of pages 97	
Rev.		Date	Name	Checked		MEASURING RANGE & LIMIT VALUES																			
				Change																					

TAG-NO.		DESIG- NATION	RANGE	LL			L			H			HH			CONTROLLER SETTINGS				P&I SHEET	REMARKS		
				S/A	loc	prio	S/A	loc	prio	S/A	loc	prio	S/A	loc	prio	W	Kp	Tn	Td				
FUNCTION				threshold	S/A	loc	prio	threshold	S/A	loc	prio	threshold	S/A	loc	prio	threshold							
P 44057		END PRESSURE P44001	0...10 bar																	042	local indicator		
PI																				042	local indicator		
P 44072		PURGE GAS TO P44001	0...6 bar																	041			
PI																				041			
P 44105		LP LAR TANK 1 B44001	0...6 bar																	041			
PICAHL SAHILL																				041			
P 44106		LP LAR TANK 1 B44001	0...6 bar																	041			
PSH																				041			
P 44107		LP LAR TANK 1 B44001	0...6 bar																	041	local indicator		
PI																				041			
P 44205		LP LAR TANK 2 B44201	0...6 bar																	042			
PICAH SAHILL																				042			
P 44207		LP LAR TANK 2 B44201	0...6 bar																	042	local indicator		
PI																				042			
Legend: F = local, V = local cabinet, S = control room, PCS = process control system																							
Annotation on column "Hook Up": (FP*) = Frost Protection recommended																							
2				24.02.2006		Frohn		Rev. 2		Project: K70101				AIR LIQUIDE				Drwg.- No.:					
3				16.11.2006		Möller		As Build		ASU No.09 Kosice													
0				21.12.2004		Frohn		Initial version		MEASURING RANGE & LIMIT VALUES				Air Liquide AGS GmbH Füllingsweg 34 D-47805 Krefeld, Germany				Page		30		Number of pages 97	
Rev.				Date		Name		Checked		Change													

TAG-NO.		DESIG- NATION	RANGE	LL		L		H		HH		CONTROLLER SETTINGS				P&I SHEET	REMARKS																			
FUNCTION				S/A	loc	prio	S/A	loc	prio	S/A	loc	prio	threshold	S/A	loc			prio	threshold	W	Kp	Tn	Td													
P 48004		HP LAR TANK B48001	0...40 bar							SA	S	1										044														
PSAH																																				
P 48005		HP LAR TANK B48001	0...40 bar	SA	PCS	1	A	PCS	3	A	PCS	3	SA	PCS	1							044														
PICAHSAHILL																																				
P 48015		HP LAR TANK B48001	0...60 bar	-	F	-	-	F	-	-	F	-	-	F	-							044	local indicator													
PI																																				
P 48050		END PRESSURE LAR PUMP P48001	0...40 bar	SA	PCS	1	A	PCS	3	A	PCS	3	SA	PCS	1							043														
PIAHL SAHILL																																				
P 48080		SEAL GAS P48001	bar																			043														
PIC																																				
P 49020		HP-GAR TO CUSTOMER	0...40 bar				A	PCS	3													044														
PICAL																																				
P 49021		HP-GAR DISCHARGE EVAPORIZERS	0...40 bar																			044	local indicator													
PI																																				
Legend:																	F = local, V = local cabinet, S = control room, PCS = process control system										Annotation on column "Hook Up": (FP*) = Frost Protection recommended									
2		24.02.2006	Frohn	Rev. 2	Project: K70101										AIR LIQUIDE										Drwg.- No.:											
3		16.11.2006	Möller	As Built	ASU No.09 Kosice										 AIR LIQUIDE																					
0		21.12.2004	Frohn	Initial version	MEASURING RANGE & LIMIT VALUES										Air Liquide AGS GmbH Fittlingsweg 34 D-47805 Krefeld, Germany										Page		31		Number of pages 97							
Rev.	Date	Name	Checked	Change																																


TAG-NO.		DESIG-NATION	RANGE	LL			L			H			HH			CONTROLLER SETTINGS				P&I SHEET	REMARKS	
FUNCTION				S/A	loc	prio	S/A	loc	prio	S/A	loc	prio	S/A	loc	prio	threshold	W	Kp	Tn			Td
P 61130		CHARGE PRESSURE P61100	0...6 bar																	012	local indicator	
PI																						
P 61170		DISCHARGE LOX PUMP P61100	0...40 bar	SA	PCS	1	A	PCS	3	A	PCS	3	SA	PCS	1					012		
PICAHL SAHLL																						
P 61230		CHARGE PRESSURE P61200	0...6 bar																	012	local indicator	
PI																						
P 61270		DISCHARGE LOX PUMP P61200	0...40 bar	SA	PCS	1	A	PCS	3	A	PCS	3	SA	PCS	1					012		
PICAHL SAHLL																						
P 62004		PRESSURIZATIION LOX TANK B62001	bar													30	1	30s		032		
PIC																						
P 62005		LOX TANK B62001 BLOW OUT	-10...+250 mbar	A	PCS	1	A	PCS	3	A	PCS	3	SA	PCS	1	50	4	45s		032	PIC62004, SP=30, KP=1, Tn=30s	
PICAHL SAHLL																						
P 62006		LOX TANK BL62001	0...400 mbar										SA	F	1					032		
PSAHL																						
Legend:																						
F = local, V = local cabinet, S = control room, PCS = process control system																						
Annotation on column "Hook Up": (FP*) = Frost Protection recommended																						
2		24.02.2006	Frohn	Rev. 2	Project: K70101										AIR LIQUIDE		Drwg.-No.:					
3		16.11.2006	Möller	As Built	ASU No.09 Kosice																	
0		21.12.2004	Frohn	Initial version	MEASURING RANGE & LIMIT VALUES										Air Liquide AGS GmbH		Page		Number of pages			
Rev.		Date	Name	Checked											Füttingsweg 34		32		97			
				Change											D-47805 Krefeld, Germany							

Annotation on column "Hook Up":
(FP*) = Frost Protection recommended

F = local, V = local cabinet, S = control room, PCS = process control system

Legend:

2	24.02.2006	Frohn	Rev. 2	Project: K70101		ASU No.09 Kosice		AIR LIQUIDE		Drwg.-No.:	
3	16.11.2006	Möller	As Build								
0	21.12.2004	Frohn	Initial version								
Rev.	Date	Name	Checked	MEASURING RANGE & LIMIT VALUES		Air Liquide AGS GmbH		Page		Number of pages	
			Change			Fühlingweg 34		32		97	
						D-47805 Krefeld, Germany					

TAG-NO.		DESIG-NATION	RANGE	LL		L		H		HH		CONTROLLER SETTINGS				P&I SHEET	REMARKS									
FUNCTION				S/A	loc	prio	S/A	loc	prio	S/A	loc	prio	threshold	W	Kp			Tn	Td							
P 62011		END PRESSURE LOX PUMP P62001	0...10 bar				-	F	-								032	local indicator								
PI																										
P 62012		END PRESSURE LOX PUMP P62001	0...10 bar				SA	PCS	3								032									
PISAL																										
P 62032		TANK SHELL B62001	0...25 mbar														032	local indicator								
PI																										
P 62170		O2 SEAL GAS P62001	0...0,6 bar														032	local indicator								
PI																										
P 62171		O2 SEAL GAS P62001	bar														032									
PIC																										
P 63033		END PRESSURE LOX PUMP P63001	0...6 bar														032									
PIC																										
P 64050		GOX BEHIND WATER BATH VAPORIZER	0...40 bar												25	0,7	30s	034								
PICAHSAHH																										
Legend: F = local, V = local cabinet, S = control room, PCS = process control system																		Annotation on column "Hook Up": (FP*) = Frost Protection recommended								
2		24.02.2006	Frohn	Rev. 2	Project: K70101										AIR LIQUIDE				Drwg.-No.:							
3		16.11.2006	Möller	As Built	ASU No.09 Kosice										 AIR LIQUIDE				Air Liquide AGS GmbH Füttingsweg 34 D-47805 Krefeld, Germany							
0		21.12.2004	Frohn	Initial version	MEASURING RANGE & LIMIT VALUES														Page		33		Number of pages		97	
Rev.		Date	Name	Checked																						

TAG-NO.		DESIG-NATION	RANGE	LL			L			H			HH			CONTROLLER SETTINGS				P&I SHEET	REMARKS				
FUNCTION				S/A	loc	prio	S/A	loc	prio	S/A	loc	prio	S/A	loc	prio	W	Kp	Tn	Td						
P 64080		STEAM TO WATER BAD VAPORIZER GOX	0...25 bar	SA	PCS	1	A	PCS	3											034					
PIALSALL																									
P 64081		STEAM TO W64001	0...25 bar																	034	local indicator				
PI																									
P 64101		LOX TO P64101	0...6 bar																	033	local indicator				
PI																									
P 64150		END PRESSURE LOX PUMP P64101	0...40 bar	SA	PCS	1	A	PCS	3	A	PCS	3	A	PCS	1	29	0,7	15s		033					
PICAHLAHILL																									
P 64170		O2 SEAL GAS P64101	bar																	033	local indicator				
PI																									
P 64171		O2 SEAL GAS P64101	bar																	033					
PIC																									
P 64201		LOX TO P64201	0...6 bar																	033	local indicator				
PI																									
Legend: F = local, V = local cabinet, S = control room, PCS = process control system																									
Annotation on column "Hook Up": (FP*) = Frost Protection recommended																									
2				24.02.2006		Frohn		Rev. 2		Project: K70101										AIR LIQUIDE		Dwg.-No.:			
3				16.11.2006		Möller		As Built		ASU No.09 Kosice										Air Liquide AGS GmbH		Page			
0				21.12.2004		Frohn		Initial version		MEASURING RANGE & LIMIT VALUES										Füßingsweg 34		Number of pages			
Rev.				Date		Name		Checked		Change												D-47805 Krefeld, Germany		97	


TAG-NO.		DESIG-NATION	RANGE	LL		L		H		HH		CONTROLLER SETTINGS				P&I SHEET	REMARKS					
FUNCTION				S/A	loc	prio	S/A	loc	prio	S/A	loc	prio	W	Kp	Tn			Td				
				threshold	threshold	threshold	threshold	threshold	threshold	threshold	threshold	threshold										
P 64250		END PRESSURE LOX PUMP P64201	0...40 bar	SA	PCS	1	A	PCS	3	A	PCS	3	A	PCS	1	29	0,7	15s	033			
PICAHLAHL																						
P 64270		O2 SEAL GAS P64201	bar															033	local indicator			
PI																						
P 64271		O2 SEAL GAS P64201	bar															033				
PIC																						
P 70001		INLET GAN COMPRESSOR 1	0...250 mbar				A	PCS	3	A	PCS	1	SA	PCS	3				019			
PIAHLAHH																						
P 70007		INLET GAN COMPRESSOR 1	0...2 bar							A	PCS	3	SA	PCS	1				019			
PIAHLAHH																						
P 70015		GAN BEH. COOLER 1ST STAGE	0...2 bar															019				
PI																						
P 70025		GAN BEH. COOLER 2ND STAGE	0...4 bar															019				
PI																						
Legend:																						
F = local, V = local cabinet, S = control room, PCS = process control system																						
Annotation on column "Hook Up": (FP*) = Frost Protection recommended																						
2				24.02.2006		Frohn		Rev. 2		Project: K70101				AIR LIQUIDE		Dwg.-No.:						
3				16.11.2006		Möller				ASU No.09 Kosice												
0				21.12.2004		Frohn				MEASURING RANGE & LIMIT VALUES				Air Liquide AGS GmbH Fittingsweg 34 D-47805 Krefeld, Germany		Page		35		Number of pages		
Rev.				Date		Name		Checked												97		

TAG-NO.		DESIG- NATION	RANGE	LL		L		H		HH		CONTROLLER SETTINGS				P&I SHEET	REMARKS					
FUNCTION				S/A	loc	prio	S/A	loc	prio	S/A	loc	prio	threshold	S/A	loc			prio	threshold	W	Kp	Tn
P 70031		GAN BEH. 3RD STAGE	0...10 Bar													019						
PISAHAHH																						
P 70035		GAN BEH. COOLER 3RD STAGE	0...10 bar													019						
PI																						
P 70036		GAN DISCHARGE GAN COMPR. 1	bar													019						
PI																						
P 70041		MP-GAN TO CUSTOMER	0...10 bar													020						
PICAH																						
P 70753		SEAL GAS N2 COMP.1	bar													021						
PIAL																						
P 70854		LUBE OIL GAN COMP. 1	0...4 bar	SA	PCS	1	A	PCS	3							021						
PISALSALL																						
P 70855		LUBE OIL GAN COMP. 1	0...6 bar													021					local indicator	
PI																						
Legend:																						
F = local, V = local cabinet , S = control room, PCS = process control system																						
Annotation on column "Hook Up": (FP*) = Frost Protection recommended																						
2		24.02.2006	Frohn	Rev. 2	Project: K70101													Drwg.- No.:		97		
3		16.11.2006	Möller	As Build	ASU No.09 Kosice													Page		36		
0		21.12.2004	Frohn	Initial version	MEASURING RANGE & LIMIT VALUES													Air Liquide AGS GmbH Füttingsweg 34 D-47805 Krefeld, Germany		Number of pages		
Rev.		Date	Name	Checked														Page		97		

TAG-NO.	DESIG- NATION	RANGE	LL		L		H		HH		CONTROLLER SETTINGS				P&I SHEET	REMARKS
			S/A	loc	prio	S/A	loc	prio	S/A	loc	prio	threshold	W	Kp		
P 70867	LUBE OIL MAIN MOTOR GAN COMP. 1	0...6 bar	-	F	-	-	F	-	-	-	-	-	-	-	021	local indicator
	PI		1			1,4										
P 70868	LUBE OIL MAIN MOTOR GAN COMP. 1	0...6 bar	-	F	-	-	F	-	-	-	-	-	-	-	021	local indicator
	PI		1			1,4										
P 71130	CHARGE PRESSURE P71100	0...6 bar													015	local indicator
	PI															
P 71170	DISCHARGE LIN PUMP P71100	0...40 bar	SA	PCS	1	A	PCS	3	A	PCS	3	SA	PCS	1	015	
	PICAHLSAHILL		10			19			23			25				
P 71230	CHARGE PRESSURE P71200	0...6 bar													015	local indicator
	PI															
P 71270	DISCHARGE LIN PUMP P71200	0...40 bar	SA	PCS	1	A	PCS	3	A	PCS	3	SA	PCS	1	015	
	PICAHLSAHILL		10			19			23			25				
P 72005	LIN TANK B72001 BLOW OUT	-10...+250 mbar	A	PCS	1	A	PCS	3	A	PCS	3	S	PCS	1	035	
	PICAHLSAHILL		5			10			160			180				
Legend: F = local, V = local cabinet, S = control room, PCS = process control system																
Annotation on column "Hook Up": (FP*) = Frost Protection recommended																
Project: K70101			ASU No.09 Kosice													
Rev. 2			ASU No.09 Kosice													
Frohn			Frohn													
Möller			Möller													
Frohn			Frohn													
Name			Name													
Date			Date													
Checked			Checked													
Change			Change													
Initial version			Initial version													
Rev.			Rev.													
24.02.2006			24.02.2006													
16.11.2006			16.11.2006													
21.12.2004			21.12.2004													
Page			Page													
Drwg.- No.:			Drwg.- No.:													
Air Liquide AGS GmbH Füttingsweg 34 D-47805 Krefeld, Germany			Air Liquide AGS GmbH Füttingsweg 34 D-47805 Krefeld, Germany													
Number of pages			Number of pages													
97			97													



Air Liquide AGS GmbH
Fittingsweg 34
D-47805 Krefeld, Germany

TAG-NO.		DESIG- NATION	RANGE	LL			L			H			HH			CONTROLLER SETTINGS				P&I SHEET	REMARKS	
FUNCTION				S/A	loc	prio	S/A	loc	prio	S/A	loc	prio	S/A	loc	prio	threshold	threshold	W	Kp			Tn
P 72006		LIN TANK B72001	0...400 mbar													S	F	1			035	
PSAHH																						
P 72011		END PRESSURE LIN PUMP P72001	0...10 bar					-	F	-											035	local indicator
PI									4													
P 72012		END PRESSURE LIN PUMP P72001	0...10 bar					SA	PCS	3											035	
PISAL									4													
P 72032		TANK SHELL B72001	0...15 mbar																		035	local indicator
PI																						
P 73002		REFILL GAN RESERVOIR	0...25 bar					SA	PCS	1											038	
PISAL									10,5													
P 73002		MP LIN TANK B73001	0...25 bar					-	F	-	-	F	-	-	F	-					038	local indicator
PI									9			13		14								
P 73005		MP LIN TANK B73001 BLOW OUT	bar														9,5	3	20s		038	
PIC																						
Legend:																						
F = local, V = local cabinet, S = control room, PCS = process control system																						
Annotation on column "Hook Up": (FP*) = Frost Protection recommended																						
2		24.02.2006	Frohn	Rev. 2		Project: K70101										AIR LIQUIDE				Dwg.- No.:		
3		16.11.2006	Möller	As Build		ASU No.09 Kosice														Air Liquide AGS GmbH Füßingsweg 34 D-47805 Krefeld, Germany		
0		21.12.2004	Frohn	Initial version		MEASURING RANGE & LIMIT VALUES														Page		
Rev.		Date	Name	Checked																38		
				Change																Number of pages		
																				97		

TAG-NO.	DESIG-NATION	RANGE	LL			L			H			HH			CONTROLLER SETTINGS				P&I SHEET	REMARKS	
			S/A	loc	prio	S/A	loc	prio	S/A	loc	prio	S/A	loc	prio	threshold	threshold	W	Kp			Tn
P 73006	MP LIN TANK B73001	0...25 bar																			
PSAH																					
P 73007	HP-GAN RESERVOIR B73002	0...25 bar																			
PISAH																					
P 73009	HP-GAN RESERVOIR B73002	0...25 bar																			
PI																					local indicator
P 73015	MP LIN TANK B73001	0...25 bar																			
PICAHLSAHH																					PIC73005, w=9.5, Kp=2, Tn=20s
P 73050	GAN BEHIND WATER BATH VAPORIZER	0...25 bar																			
PICAH																					
P 73080	STEAM TO WATER BATH VAPORIZER GAN	0...25 bar																			
PIALSALL																					
P 73081	STEAM TO WATER BATH VAPORIZER GAN	0...25 bar																			
PI																					local indicator

Legend: F = local, V = local cabinet, S = control room, PCS = process control system

Annotation on column "Hook Up": (FP*) = Frost Protection recommended

Project: K70101		ASU No.09 Kosice		AIR LIQUIDE Air Liquide AGS GmbH Föhlingsweg 34 D-47805 Krefeld, Germany	
2	24.02.2006	Frohn	Rev. 2	Dwg.-No.:	
3	16.11.2006	Möller	As Build	Page	
0	21.12.2004	Frohn	Initial version	Number of pages	
Rev.	Date	Name	Checked	97	

TAG-NO.		DESIG- NATION	RANGE	LL			L			H			HH			CONTROLLER SETTINGS				P&I SHEET	REMARKS
FUNCTION				S/A	loc	prio	S/A	loc	prio	S/A	loc	prio	S/A	loc	prio	threshold	W	Kp	Tn		
P 73101		LIN TO P73101	0...6 bar																	037	local indicator
PI																					
P 73150		END PRESSURE LIN PUMP P73101	0...25 bar	SA	PCS	1	A	PCS	3	A	PCS	3	SA	PCS	1	25	1,5	20s		037	
PICAHLSAHLL				4				6			8		15								
P 73158		GAN BEHIND W73101	0...25 bar							A	PCS	3	SA	PCS	1	5,8	2,5	30s		040	local indicator
PICAHAHH											6		7								
P 73201		LIN TO P73201	0...6 bar																	037	
PI																					
P 73250		END PRESSURE LIN PUMP P73201	0...25 bar	SA	PCS	1	A	PCS	3	A	PCS	3	SA	PCS	1	25	3	20s		037	
PICAHLSAHLL				4				6			8		15								
P 74090		OUTLET PRESSURE HP-GAN	0...40 bar				A	PCS	3	A	PCS	3				15	3,5	25s		036	
PICAHL								10,5			27										local indicator
P 74101		LIN TO P74101	0...6 bar																	036	
PI																					

Legend:

2	24.02.2006	Frohn	Rev. 2
3	16.11.2006	Müller	As Build
0	21.12.2004	Frohn	Initial version
Rev.	Date	Name	Checked

Project:

K70101

ASU No.09 Kosice

AIR LIQUIDE

Air Liquide AGS GmbH
Fidingweg 34
D-47805 Krefeld, Germany

Drwg.-
No.:

Page

Number
of pages

97

Annotation on column "Hook Up":
(FP) = Frost Protection recommended

F = local, V = local cabinet, S = control room, PCS = process control system

TAG-NO.		DESIG-NATION	RANGE	LL			L			H			HH			CONTROLLER SETTINGS				P&I SHEET	REMARKS		
FUNCTION				S/A	loc	prio	S/A	loc	prio	S/A	loc	prio	S/A	loc	prio	threshold	W	Kp	Tn			Td	
P 74150		END PRESSURE LIN PUMP P74101	0...40 bar	SA	PCS	1	A	PCS	3	A	PCS	3	SA	PCS	1	22	1	30s		036			
PICAHLSAHHLL				10			20			24			25										
P 74170		N2 SEAL GAS P74101	bar																				
PI																							
P 74171		N2 SEAL GAS P74101	bar																				
PIC																							
P 74201		LIN TO P74201	0...6 bar																				
PI																							
P 74250		END PRESSURE LIN PUMP P74201	0...40 bar	SA	PCS	1	A	PCS	3	A	PCS	3	SA	PCS	1	22	1	30s		036			
PIAHLAHHLL				10			20			24			25										
P 74270		N2 SEAL GAS P74201	bar																				
PI																							
P 74271		N2 SEAL GAS P74201	bar																				
PIC																							
Legend:																							
F = local, V = local cabinet, S = control room, PCS = process control system																							
Annotation on column "Hook Up": (FP*) = Frost Protection recommended																							
2		24.02.2006	Frohn	Rev. 2	Project: K70101										AIR LIQUIDE				Drwg.-No.:				
3		16.11.2006	Möller	As Built	ASU No.09 Kosice														Page		41	Number of pages	97
0		21.12.2004	Frohn	Initial version	MEASURING RANGE & LIMIT VALUES										Air Liquide AGS GmbH Fittingsweg 34 D-47805 Krefeld, Germany								
Rev.		Date	Name	Checked																			

TAG-NO.		DESIG- NATION	RANGE	LL		L		H		HH		CONTROLLER SETTINGS				P&I SHEET	REMARKS									
FUNCTION				S/A	loc	prio	S/A	loc	prio	S/A	loc	prio	S/A	loc	prio			W	Kp	Tn	Td					
P 77001		INLET GAN COMPRESSOR 2	0...250 mbar				A	PCS	3	A	PCS	3	SA	PCS	1					020						
PIAHLSAHH																										
P 77007		INLET GAN COMPRESSOR 2	0...2 bar																	020						
PI																										
P 77015		GAN BEH. COOLER 1ST STAGE	0...2 bar																	020						
PI																										
P 77025		GAN BEH. COOLER 2ND STAGE	0...4 bar																	020						
PI																										
P 77031		GAN BEH. 3RD STAGE	0...10 bar																	020						
PISAHSAHH																										
P 77035		GAN BEH. COOLER 3RD STAGE	bar																	020						
PI																										
P 77036		GAN DISCHARGE GAN COMPR. 2	bar																	020						
PI																										
Legend:																	F = local, V = local cabinet, S = control room, PCS = process control system					Annotation on column "Hook Up": (FP*) = Frost Protection recommended				
2		24.02.2006	Frohm	Rev. 2	Project: K70101			ASU No.09 Kosice			AIR LIQUIDE			Dwg.- No.:		Page		42		Number of pages		97				
3		16.11.2006	Möller	As Built																						
0		21.12.2004	Frohm	Initial version																						
Rev.		Date	Name	Checked																						

TAG-NO.		DESIG- NATION	RANGE	LL		L		H		HH		CONTROLLER SETTINGS				P&I SHEET	REMARKS					
FUNCTION				S/A	loc	prio	S/A	loc	prio	S/A	loc	prio	threshold	W	Kp			Tn	Td			
P 77753		SEAL GAS N2 COMP.2	bar														022					
PIAL																						
P 77854		LUBE OIL GAN COMP. 2	0...4 bar	SA	PCS	1	A	PCS	3								022					
PISALSALL																						
P 77855		LUBE OIL GAN COMP. 2	0...6 bar	-	F	-	-	F	-								022	local indicator				
PI																						
P 77867		LUBE OIL MAIN MOTOR GAN COMP. 2	0...6 bar	-	F	-	-	F	-								022	local indicator				
PI																						
P 77868		LUBE OIL MAIN MOTOR GAN COMP. 2	0...6 bar	-	F	-	-	F	-								022	local indicator				
PI																						
P 80001		COOLING WATER	0...6 bar				A	PCS	3								023					
PIAL																						
P 81010		PURGE GAS HEADER	0...10 bar				A	PCS	3								025					
PIAL																						
Legend:																						
F = local, V = local cabinet, S = control room, PCS = process control system																						
Annotation on column "Hook Up": (FP*) = Frost Protection recommended																						
2		24.02.2006	Frohn	Rev. 2	Project: K70101										Drwg.- No.:		43		97			
3		16.11.2006	Möller	As Build	ASU No.09 Kosice												Page		Number of pages			
0		21.12.2004	Frohn	Initial version	MEASURING RANGE & LIMIT VALUES										Air Liquide AGS GmbH Füttingsweg 34 D-47805 Krefeld, Germany							
Rev.	Date	Name	Checked	Change																		

TAG-NO.		DESIG-NATION	RANGE	LL		L		H		HH		CONTROLLER SETTINGS				P&I SHEET	REMARKS	
FUNCTION				S/A	loc	prio	S/A	loc	prio	S/A	loc	prio	threshold	W	Kp			Tn
P 82010		INSTRUMENT GAS HEADER	0...10 bar				A	PCS	3								025	
PIAL																		
P 82022		GAN TO INSTRUMENT AIR	0...6 bar				-	F	-								025	local indicator
PI																		
P 84010		STEAM FROM CUSTOMER	0...25 bar				A	PCS	3	A	PCS	3					031	
PIAHL																		
P 87012		PURGE GAS TO COLD BOX	0...400 mbar				A	PCS	3								024	
PIAL																		
P 87025		TOP HE-BOX	-10...+25 mbar				A	PCS	3	A	PCS	3					024	
PIAHL																		
P 87065		TOP COLD-BOX	-10...+25 mbar				A	PCS	3	A	PCS	3					024	
PIAHL																		
PD 10000		AIR FILTER MAC	0...60 mbar							A	PCS	3	SA	PCS	1		001	
PDIAHSAH																		

Legend:

2

24.02.2006

Frohn

Rev. 2

3

16.11.2006

Möller

As Built

0

21.12.2004

Frohn

Initial version

Rev.

Date

Name

Checked

Change

Project:

K70101

ASU No.09 Kosice

MEASURING RANGE & LIMIT VALUES

AIR LIQUIDE

Air Liquide AGS GmbH

Füttingsweg 34

D-47805 Krefeld, Germany

Drwg.-No.:

Page


Annotation on column "Hook Up":
(FP*) = Frost Protection recommended

F = local, V = local cabinet, S = control room, PCS = process control system

Annotation on column "Hook Up":
 (FP*) = Frost Protection recommended

F = local, V = local cabinet, S = control room, PCS = process control system

Legend:


				Project:		K70101		<div> AIR LIQUIDETM</div> <div>Air Liquide AGS GmbH Füttingsweg 34 D-47805 Krefeld, Germany</div>		Drwg.- No.:							
						ASU No.09 Kosice				Page		44		Number of pages		97	
								MEASURING RANGE & LIMIT VALUES									
2		24.02.2006		Frohn				Rev. 2									
3		16.11.2006		Möller				As Build									
0		21.12.2004		Frohn				Initial version									
Rev.		Date		Name		Checked		Change									

TAG-NO.		DESIG-NATION	RANGE	LL		L		H		HH		CONTROLLER SETTINGS				P&I SHEET	REMARKS					
FUNCTION				S/A	loc	prio	S/A	loc	prio	S/A	loc	prio	W	Kp	Tn	Td						
				threshold			threshold			threshold												
PD 11812		VACUUM MONITOR OIL CONTAINER MAC	mbar															027				
PDI																						
PD 11846		OIL FILTERS MAC	mbar															027				
PDI																		local indicator				
PD 13004		DIFF.-PRESSURE DC/AC	0...60 mbar							A	PCS	3	SA	PCS	1			002				
PDI																		local indicator				
PD 13110		CW FILTER F13110	0...1,6 bar															002				
PDI																		local indicator				
PD 13210		CW FILTER F13210	0...1,6 bar															002				
PDI																		local indicator				
PD 14010		CW FILTER F14010	0...1,6 bar															003				
PDI																		local indicator				
PD 14110		CW FILTER F14110	0...1,6 bar															003				
PDI																		local indicator				
Legend: F = local, V = local cabinet, S = control room, PCS = process control system																						
Annotation on column "Hook Up": (FP*) = Frost Protection recommended																						
2		24.02.2006	Frohn	Rev. 2		Project: K70101													Drwg.-No.:			
3		16.11.2006	Möller	As Build		ASU No.09 Kosice																
0		21.12.2004	Frohn	Initial version		MEASURING RANGE & LIMIT VALUES													Page		Number of pages	
Rev.		Date	Name	Checked															45		97	



Air Liquide AGS GmbH
Füllingsweg 34
D-47805 Krefeld, Germany


TAG-NO.		DESIG-NATION	RANGE	LL			L			H			HH			CONTROLLER SETTINGS				P&I SHEET	REMARKS	
FUNCTION				S/A	loc	prio	S/A	loc	prio	S/A	loc	prio	S/A	loc	prio	threshold	W	Kp	Tn			Td
PD 14210		CW FILTER F14210	0...1,6 bar																	003	local indicator	
PDI																						
PD 15031		AIR FILTER BEHIND MOL SIEVE	0...150 mbar								A	PCS	3							004		
PDIAH														50								
PD 16812		VACUUM MONITOR OIL CONTAINER BAC	-15...15 mbar					A	PCS	3										028		
PDIAL														-5								
PD 16846		OIL FILTERS BAC	0...1,6 bar								A	PCS	3							028	local indicator	
PDIAH														0,8								
PD 20012		GOX BARRIER K20012	0...40 bar																	010	local indicator	
PDI																						
PD 20015		DIFF.- PRESSURE UK20013	0...40 bar								S	F	3							010		
PDSH														2								
PD 20016		DIFF.- PRESSURE UK20014	0...40 bar								S	F	3							010		
PDSH														2								
Legend:																						
F = local, V = local cabinet, S = control room, PCS = process control system																						
Annotation on column "Hook Up": (FP*) = Frost Protection recommended																						
2		24.02.2006	Frohn	Rev. 2	Project: K70101										AIR LIQUIDE				Dwg.- No.:			
3		16.11.2006	Möller	As Built	ASU No.09 Kosice										Air Liquide AGS GmbH				Page		46	
0		21.12.2004	Frohn	Initial version	MEASURING RANGE & LIMIT VALUES										Fittingsweg 34 D-47805 Krefeld, Germany				Number of pages		97	
Rev.		Date	Name	Checked																		

TAG-NO.		DESIG-NATION	RANGE	LL		L			H			HH			CONTROLLER SETTINGS				P&I SHEET	REMARKS		
FUNCTION				S/A	loc	prio	S/A	loc	prio	S/A	loc	prio	S/A	loc	prio	threshold	W	Kp			Tn	Td
PD 21003		DIFF. PRESS. HP-COLUMN	0...300 mbar																	014		
PDI AH																						
PD 22001		DIFF. PRESS. LP-COLUMN	0...100 mbar																	013		
PDI AH																						
PD 24141		DIFF.-PRESS SEAL GAS TURBINE 1	0...2000 mbar	SA	PCS	1	A	PCS	3											029		
PDIALSALL																						
PD 24169		DIFF.-PRESS OILFILTER	bar																	029	local indicator	
PDI AH																						
PD 24241		DIFF.-PRESS SEAL GAS TURBINE 2	0...2000 mbar	SA	PCS	1	A	PCS	3											030		
PDIALSALL																						
PD 24269		DIFF.-PRESS OILFILTER AF24268	bar																	030	local indicator	
PDI AH																						
PD 40003		CAR COLUMN K40002	0...150 mbar																	017		
PDI AH																						
Legend:																						
F = local, V = local cabinet, S = control room, PCS = process control system																						
Annotation on column "Hook Up": (FP) = Frost Protection recommended																						
2		24.02.2006	Frohn	Rev. 2	Project: K70101										AIR LIQUIDE		Drwg.-No.:					
3		16.11.2006	Möller	As Buildt	ASU No.09 Kosice																	
0		21.12.2004	Frohn	Initial version	MEASURING RANGE & LIMIT VALUES										Air Liquide AGS GmbH Füttingssweg 34 D-47805 Krefeld, Germany		Page		47			
Rev.		Date	Name	Checked													Number of pages		97			

Annotation on column "Hook Up":
(FP*) = Frost Protection recommended

F = local, V = local cabinet, S = control room, PCS = process control system

Legend:

				Project: K70101		<div> AIR LIQUIDE</div>		Drwg.-No.:				
				ASU No.09 Kosice								
2	24.02.2006	Frohn		Rev. 2			Air Liquide AGS GmbH Futingsweg 34 D-47805 Krefeld, Germany		Page	47	Number of pages	97
3	16.11.2006	Möller		As Build								
0	21.12.2004	Frohn		Initial version	MEASURING RANGE & LIMIT VALUES							
Rev.	Date	Name	Checked	Change								


TAG-NO.		DESIG- NATION	RANGE	LL		L		H		HH		CONTROLLER SETTINGS				P&I SHEET	REMARKS	
FUNCTION				S/A	loc	prio	S/A	loc	prio	S/A	loc	prio	threshold	W	Kp			Tn
PD 40053		DIFF. PRESS. CAR COLUMN K40001	0...150 mbar														016	
PDIAH										A	PCS	3						
PD 43021		DIFF. PRESS. PURE AR COLUMN C43001	0...300 mbar														018	
PDICAH										A	PCS	3						
PD 64060		GOX PRODUCT	0...3 bar														034	
PDI																		
PD 70846		OIL FILTERS GAN COMP. 1	0...4 bar														021	local indicator
PDIAH										A	F	3						
PD 77846		OIL FILTERS GAN COMP. 2	0...4 bar														022	local indicator
PDIAH										A	F	3						
Q 15038		PPM CO2 IN AIR BEHIND MOL SIEVE	0...5 ppm														004	
QIAHAH										A	PCS	3	SA	PCS	1			
Q 15038_2		PPM CO2 IN AIR BEHIND MOL SIEVE	0...50 ppm														004	
QIAHAH										A	PCS	3	SA	PCS	1			

Legend:				F = local, V = local cabinet, S = control room, PCS = process control system				Annotation on column "Hook Up": (FP*) = Frost Protection recommended			
2	24.02.2006	Frohn	Rev. 2	Project: K70101				Drwg.- No.:			
3	16.11.2006	Möller	As Built	ASU No.09 Kosice				AIR LIQUIDE			
0	21.12.2004	Frohn	Initial version	MEASURING RANGE & LIMIT VALUES				Air Liquide AGS GmbH Füttingsweg 34 D-47805 Krefeld, Germany			
Rev.	Date	Name	Checked					Page 48			
			Change					Number of pages 97			

Annotation on column "Hook Up":
(FP*) = Frost Protection recommended

F = local, V = local cabinet, S = control room, PCS = process control system

Legend:

2	24.02.2006	Frohn	Rev. 2	Project: K70101	ASU No.09 Kosice	<div> AIR LIQUIDE</div>	Drwg.- No.:	48	97
3	16.11.2006	Möller	As Build						
0	21.12.2004	Frohn	Initial version						
Rev.	Date	Name	Checked						
				Change	MEASURING RANGE & LIMIT VALUES	Air Liquide AGS GmbH Fittingsweg 34 D-47805 Krefeld, Germany	Page		


TAG-NO.		DESIG-NATION	RANGE	LL		L		H		HH		CONTROLLER SETTINGS				P&I SHEET	REMARKS	
FUNCTION				S/A	loc	prio	S/A	loc	prio	S/A	loc	prio	W	Kp	Tn	Td		
				threshold			threshold			threshold								
Q 15043		PPM H2O IN REGENERATION GAS	0...10 ppm							A	PCS	3	A	PCS	1		005	
QIAHAHH																		
Q 16055		PPM H2O IN HPAIR	0...10 ppm							A	PCS	3	A	PCS	1		006	
QIAHAHH																		
Q 20001		PPM O2 IN HP-GAN OUTLET COLDBOX	0...10 ppm							A	PCS	3	SA	PCS	1		010	
QIAHAHH																		
Q 20001_2		PPM O2 IN HP-GAN OUTLET COLDBOX	0...1000 ppm							A	PCS	3	SA	PCS	1		010	
QIAHAHH																		
Q 20005		PPM O2 IN LP-GAN OUTLET COLDBOX	0...10 ppm							A	PCS	3	SA	PCS	1		010	
QIAHAHH																		
Q 20005_2		PPM O2 IN LP-GAN OUTLET COLDBOX	0...1000 ppm							A	PCS	3	SA	PCS	1		010	
QIAHAHH																		
Q 20011		% O2 IN GOX OUTLET COLDBOX	98...100 %	SA	PCS	1	A	PCS	3								010	
QIALSALL																		
Legend:																		
F = local, V = local cabinet, S = control room, PCS = process control system																		
Annotation on column "Hook Up": (FP*) = Frost Protection recommended																		
2		24.02.2006	Frohn	Rev. 2	Project: K70101										AIR LIQUIDE		Dwg.-No.:	
3		16.11.2006	Möller	As Built	ASU No.09 Kosice										AIR LIQUIDE		Page	
0		21.12.2004	Frohn	Initial version	MEASURING RANGE & LIMIT VALUES										Air Liquide AGS GmbH Füßingsweg 34 D-47805 Krefeld, Germany		Number of pages	
Rev.		Date	Name	Checked											Page		49	
				Change													97	

TAG-NO.	DESIG-NATION	RANGE	LL		L		H		HH		CONTROLLER SETTINGS				P&I SHEET	REMARKS
			S/A	loc	prio	S/A	loc	prio	S/A	loc	threshold	W	Kp	Tn	Td	
FUNCTION	Q 20011_2 QIALSALL	0...100 % % O2 IN GOX OUTLET COLDBOX	SA	PCS	1	S	PCS	3								010
Q 20012 QIAHSAHH	PPM N2 IN GOX OUTLET COLDBOX	0...100 ppm							A	PCS	3					010
Q 20012_2 QIAHSAHH	PPM N2 IN GOX OUTLET COLDBOX	0...1000 ppm							A	PCS	3					010
Q 20029 QIAH	%O2 IN WASTE GAS EX MHE	0...5 %							A	PCS	3					009
Q 20029_2 QIAH	%O2 IN WASTE GAS EX MHE	0...100 %							A	PCS	3					009
Q 21004 QICAH	% O2 IN HP-COLUMN	0...100 %							A	PCS	3					014
Q 21004_2 QICAH	% O2 IN HP-COLUMN	0...100 %							A	PCS	3					014

F = local, V = local cabinet, S = control room, PCS = process control system

Annotation on column "Hook Up":
(FP*) = Frost Protection recommended

Legend:

2	24.02.2006	Frohn	Rev. 2	Project: K70101 ASU No.09 Kosice	<div> AIR LIQUIDETM</div> <div>Air Liquide AGS GmbH Füttingsweg 34 D-47805 Krefeld, Germany</div>	Dwg.- No.:		
3	16.11.2006	Möller	As Build					
0	21.12.2004	Frohn	Initial version					
Rev.	Date	Name	Checked	MEASURING RANGE & LIMIT VALUES		Page	Number of pages	
			Change			50	97	

TAG-NO.		DESIG- NATION	RANGE	LL			L			H			HH			CONTROLLER SETTINGS				P&I SHEET	REMARKS															
FUNCTION				S/A	loc	prio	S/A	loc	prio	S/A	loc	prio	S/A	loc	prio	threshold	W	Kp	Tn			Td														
Q 22011_T		ANALYTIC VAPORIZER	0...50 °C																	014																
TIC																																				
Q 23013		PPM O2 IN LIN TO STORAGE	0...10 ppm																	011																
QIAHSAHH																																				
Q 23013_2		PPM O2 IN LIN TO STORAGE	0...1000 ppm																	011																
QIAHSAHH																																				
Q 23013_T		ANALYTIC VAPORIZER	0...50 °C																	011																
TIC																																				
Q 23016		% O2 IN LOX TO STORAGE	98...100 %	SA	PCS	1	A	PCS	3											011																
QIALSALL				99,5			99,6																													
Q 23016_2		% O2 IN LOX TO STORAGE	0...100 %	SA	PCS	1	A	PCS	3											011																
QIALSALL				99,5			99,6																													
Q 23016_T		ANALYTIC VAPORIZER	0...50 °C																	011																
TIC																																				
Legend:																							Annotation on column "Hook Up": (FP*) = Frost Protection recommended													
F = local, V = local cabinet, S = control room, PCS = process control system																							Drwg.- No.:				Page		51		Number of pages		97			
Project: K70101																							AIR LIQUIDE				Drwg.- No.:		Page		51		Number of pages		97	
ASU No.09 Kosice																							Air Liquide AGS GmbH Füllingsweg 34 D-47805 Krefeld, Germany				Page		51		Number of pages		97			
MEASURING RANGE & LIMIT VALUES																											Page		51		Number of pages		97			

TAG-NO.		DESIG- NATION	RANGE	LL		L		H		HH		CONTROLLER SETTINGS				P&I SHEET	REMARKS		
FUNCTION				S/A	loc	prio	S/A	loc	prio	S/A	loc	prio	threshold	threshold	W			Kp	Tn
Q 40011		% O2 IN SIDEARM LIQUID	80...100 %				A	PCS	3	A	PCS	3						016	
QICAH																			
Q 40011_2		% O2 IN SIDEARM LIQUID	0...100 %				A	PCS	3	A	PCS	3			90%			016	
QICAH																			
Q 40012		PPM O2 IN CAR COLUMN K40002	0...10 ppm							A	PCS	3	SA	PCS	1			017	
QIAHSAH																			
Q 40012_2		PPM O2 IN CAR COLUMN K40002	0...1000 ppm							A	PCS	3	SA	PCS	1			017	
QIAHSAH																			
Q 40014_T		ANALYTIC VAPORIZER	0...50 °C															017	
TIC																			
Q 43033		PPM O2 IN LAR PRODUCT	0...10 ppm							A	PCS	3	SA	PCS	1			018	
QIAHSAH																			
Q 43033_2		PPM O2 IN LAR PRODUCT	0...1000 ppm							A	PCS	3	SA	PCS	1			018	
QIAHSAH																			

Legend:				F = local, V = local cabinet, S = control room, PCS = process control system				Annotation on column "Hook Up": (FP*) = Frost Protection recommended			
2	24.02.2006	Frohn	Rev. 2	Project: K70101				DRWG.- No.:			
3	16.11.2006	Müller	As Built	ASU No.09 Kosice				AIR LIQUIDE			
0	21.12.2004	Frohn	Initial version	MEASURING RANGE & LIMIT VALUES				Air Liquide AGS GmbH Fidingsweg 34 D-47805 Krefeld, Germany			
Rev.	Date	Name	Checked					Page			
			Change					52			
								Number of pages			
								97			

Legend:										F = local, V = local cabinet, S = control room, PCS = process control system										Annotation on column "Hook Up": (FP*) = Frost Protection recommended									
2	24.02.2006	Frohn	Rev. 2	Project: K70101												AIR LIQUIDE												Drwg.-No.:	
3	16.11.2006	Möller	As Build	ASU No.09 Kosice												Air Liquide AGS GmbH Fidingsweg 34 D-47805 Krefeld, Germany												Page	
0	21.12.2004	Frohn	Initial version	MEASURING RANGE & LIMIT VALUES																								Number of pages	
Rev.	Date	Name	Checked																									97	

TAG-NO.		DESIG- NATION	RANGE	LL		L		H		HH		CONTROLLER SETTINGS				P&I SHEET	REMARKS					
FUNCTION				S/A	loc	prio	S/A	loc	prio	S/A	loc	prio	threshold	W	Kp			Tn	Td			
Q 43033_T		ANALYTIC VAPORIZER	0...50 °C														018					
TIC																						
Q 43034_1		PPM H2 IN LAR	0...10 vpm														018					
QI																						
Q 43034_2		PPM N2 IN LAR	0...10 ppm														018					
QIAHSAHH																						
Q 43034_3		PPM CO2 IN LAR	0...5 ppm														018					
QIAH																						
Q 43034_4		PPM CO IN LAR	0...2 ppm														018					
QIAHSAHH																						
Q 43034_5		PPM NMHC IN LAR	0...2 ppm														018					
QIAHSAHH																						
Q 43034_6		PPM CH4 IN LAR	0...2 ppm														018					
QI																						
Legend:																	Annotation on column "Hook Up": (FP*) = Frost Protection recommended					
F = local, V = local cabinet, S = control room, PCS = process control system																	Drwg.- No.:		Page		Number of pages	
Project: K70101																	AIR LIQUIDE		53		97	
ASU No.09 Kosice																	Air Liquide AGS GmbH Füttingsweg 34 D-47805 Krefeld, Germany					
MEASURING RANGE & LIMIT VALUES																						
Rev. 2																	As Build		Initial version		Change	
Frohn																	Möller		Frohn		Name	
24.02.2006																	16.11.2006		21.12.2004		Date	
2																	3		0		Rev.	

TAG-NO.		DESIG-NATION	RANGE	LL		L		H		HH		CONTROLLER SETTINGS				P&I SHEET	REMARKS			
FUNCTION				S/A	loc	prio	S/A	loc	prio	S/A	loc	prio	threshold	W	Kp			Tn	Td	
Q 64051		% O2 IN GOX OUTLET W64001	98...100 %	SA	PCS	1	A	PCS	3								034			
QIALSALL				99,5		99,6												034		
Q 64051_2		% O2 IN GOX OUTLET W64001	0...100 %																	
QI																				
Q 74090		PPM O2 IN MP GAN	0...10 ppm							A	PCS	3	A	PCS	1		036			
QIAHSAHH								5		10										
Q 74090_2		PPM O2 IN MP GAN	0...1000 ppm														036			
QI																				
S 24124		SPEED EXPANDER TURBINE 1	0...50000 rpm	SA	PCS	1	SA	PCS	3	SA	PCS	3	SA	PCS	1		029	HARD SWITCH: SHH = 37964		
SIAHLSAHHLL				500		50		36275		38000										
S 24224		SPEED EXPANDER TURBINE 2	0...50000 rpm/m in	SA	PCS	1	A	PCS	3	A	PCS	3	A	PCS	1		030	HARD SWITCH: SHH = 37964		
SIAHLSAHHLL				500		50		36275		38000										
S 73101		SPEED LIN BACKUP PUMP P73100	0...84 Hz				S	PCS	4								037			
SISL						64														
Legend:																		Annotation on column "Hook Up": (FP*) = Frost Protection recommended		
F = local, V = local cabinet, S = control room, PCS = process control system																		Drwg.-No.:		
2		24.02.2006	Frohn	Rev. 2	Project: K70101													AIR LIQUIDE		
3		16.11.2006	Möller	As Build	ASU No.09 Kosice													Air Liquide AGS GmbH Füttingsweg 34 D-47805 Krefeld, Germany		
0		21.12.2004	Frohn	Initial version	MEASURING RANGE & LIMIT VALUES													Page 54		
Rev.		Date	Name	Checked	Change														Number of pages 97	



Air Liquide AGS GmbH
Füdingweg 34
D-47805 Krefeld, Germany

TAG-NO.		DESIG-NATION	RANGE	LL		L		H		HH		CONTROLLER SETTINGS				P&I SHEET	REMARKS						
FUNCTION				S/A	loc	prio	S/A	loc	prio	S/A	loc	prio	threshold	W	Kp	Tn	Td						
S 73201		SPEED LIN BACKUP PUMP P73200	0...84 HZ				S	PCS	4									037					
SISL							64																
T 11007		AIR INLET MAC	-30...60 °C															001					
TI																							
T 11011		AIR INLET VW11011	0...160 °C							A	PCS	3						001					
TIAH										100													
T 11012		AIR INLET VW11012	0...160 °C							A	PCS	3						001					
TIAH										100													
T 11016		AIR OUTLET VW11011	0...160 °C							A	PCS	3						001					
TIAH										50													
T 11017		AIR OUTLET VW11012	0...160 °C							A	PCS	3						001					
TIAH										50													
T 11021		AIR INLET VW11021	0...160 °C							A	PCS	3						001					
TIAH										100													
Legend:																							
F = local, V = local cabinet, S = control room, PCS = process control system																							
Annotation on column "Hook Up": (FP*) = Frost Protection recommended																							
2		24.02.2006	Frohn	Rev. 2	Project: K70101															Drwg.-No.:		97	
3		16.11.2006	Müller	As Build	ASU No.09 Kosice															Air Liquide AGS GmbH		55	
0		21.12.2004	Frohn	Initial version	MEASURING RANGE & LIMIT VALUES															Füttingsweg 34 D-47808 Krefeld, Germany		Page	
Rev.		Date	Name	Checked																		Number of pages	

TAG-NO.	DESIG-NATION	RANGE	LL			L			H			HH			CONTROLLER SETTINGS				P&I SHEET	REMARKS	
			S/A	loc	prio	S/A	loc	prio	S/A	loc	prio	S/A	loc	prio	threshold	W	Kp	Tn			Td
FUNCTION																					
T 11022	AIR INLET VW11022	0...160 °C																			001
TIAH																					
T 11026	AIR OUTLET VW11021	0...160 °C																			001
TIAH																					
T 11027	AIR OUTLET VW11022	0...160 °C																			001
TIAH																					
T 11031	AIR INLET VW11031	0...160 °C																			001
TIAH																					
T 11032	AIR INLET VW11032	0...160 °C																			001
TIAH																					
T 11036	AIR OUTLET VW11031	0...160 °C																			001
TIAH																					
T 11037	AIR OUTLET VW11032	0...160 °C																			001
TIAH																					

Legend:

F = local, V = local cabinet, S = control room, PCS = process control system

Annotation on column "Hook Up":
(FP*) = Frost Protection recommended

Project: K70101		Drwg.-No.:	
ASU No.09 Kosice			
MEASURING RANGE & LIMIT VALUES		Air Liquide AGS GmbH Fidingsweg 34 D-47805 Krefeld, Germany	
Rev. 2	24.02.2006	Frohn	Page 56
3	16.11.2006	Möller	Number of pages 97
0	21.12.2004	Frohn	
Rev.	Date	Name	
		Checked	
		Change	

TAG-NO.	DESIG-NATION	RANGE	LL		L		H		HH		CONTROLLER SETTINGS				P&I SHEET	REMARKS
			S/A	loc	S/A	loc	S/A	loc	S/A	loc	W	Kp	Tn	Td		
	FUNCTION		threshold	threshold	threshold	threshold	threshold	threshold	threshold	threshold						
T 11041	AIR DISCHARGE 4TH STAGE MAC	0...160 °C							A	PCS 3					001	
TIAHSAHH																
T 11505	COOLING WATER MAC	0...60 °C							-	F					001	local indicator
TI										35						
T 11515	COOLING WATER BEHIND VW11011	0...60 °C													001	local indicator
TI																
T 11516	COOLING WATER BEHIND VW11012	0...60 °C													001	local indicator
TI																
T 11525	COOLING WATER BEHIND VW11021	0...60 °C													001	local indicator
TI																
T 11526	COOLING WATER BEHIND VW11022	0...60 °C													001	local indicator
TI																
T 11535	COOLING WATER BEHIND VW11031	0...60 °C													001	local indicator
TI																
Legend: F = local, V = local cabinet, S = control room, PCS = process control system Annotation on column "Hook Up": (FP*) = Frost Protection recommended																
2	24.02.2006	Frohn	Rev. 2	Project: K70101				ASU No.09 Kosice				AIR LIQUIDE		Drwg.-No.:		
3	16.11.2006	Möller	As Build											Page		
0	21.12.2004	Frohn	Initial version											Number of pages		
Rev.	Date	Name	Checked	MEASURING RANGE & LIMIT VALUES										57		
			Change											97		


TAG-NO.	DESIG-NATION	RANGE	LL			L			H			HH			CONTROLLER SETTINGS				P&I SHEET	REMARKS
			S/A	loc	prio	S/A	loc	prio	S/A	loc	prio	S/A	loc	prio	W	Kp	Tn	Td		
	FUNCTION		threshold			threshold			threshold			threshold								
T 11536	COOLING WATER BEHIND VW11032	0...60 °C																	001	local indicator
TI																				
T 11621	COOLING WATER RETURN MOTOR MAC	0...60 °C																	001	local indicator
TI																				
T 11632	COOLING WATER RETURN OIL-COOLER MAC	0...60 °C																	001	local indicator
TI																				
T 11701	BEARING MAIN MOTOR MAC	0...150 °C							A	PCS	3								027	
TIAH																				
T 11703	BEARING MAIN MOTOR MAC	0...150 °C							A	PCS	3								027	
TIAH																				
T 11715	MOTOR WINDING U MAC	0...200 °C							A	PCS	3	SA	PCS	1					027	
TIAHSAH																				
T 11718	MOTOR WINDING V MAC	0...200 °C							A	PCS	3	SA	PCS	1					027	
TIAHSAH																				
Legend: F = local, V = local cabinet, S = control room, PCS = process control system Annotation on column "Hook Up": (FP*) = Frost Protection recommended																				
2	24.02.2006	Frohn	Rev. 2	Project: K70101										AIR LIQUIDE				Dwg.-No.:		
3	16.11.2006	Möller	As Built	ASU No.09 Kosice										Air Liquide AGS GmbH				Page		
0	21.12.2004	Frohn	Initial version	MEASURING RANGE & LIMIT VALUES										Füllingsweg 34				Number of pages		
Rev.	Date	Name	Checked											D-47805 Krefeld, Germany				97		

TAG-NO.		DESIG- NATION	RANGE	LL		L		H		HH		CONTROLLER SETTINGS				P&I SHEET	REMARKS				
FUNCTION				S/A	loc	prio	S/A	loc	prio	S/A	loc	prio	W	Kp	Tn			Td			
				threshold	threshold	threshold	threshold	threshold	threshold	threshold	threshold	threshold									
T 11721		MOTOR WINDING W MAC	0...200 °C													027					
TIAHSAHH																					
T 11730		BEARING MAIN SHAFT MAC	0 .. 160 °C													027					
TIAHSAHH																					
T 11733		BEARING MAIN SHAFT MAC	0...160 °C													027					
TIAHSAHH																					
T 11735		BEARING MAIN SHAFT MAC	0...160 °C													027					
TIAHSAHH																					
T 11737		BEARING MAC	0...160 °C													027					
TIAHSAHH																					
T 11740		BEARING MAC	0...160 °C													027					
TIAHSAHH																					
T 11743		BEARING MAC	0...160 °C													027					
TIAHSAHH																					
Legend:																					
F = local, V = local cabinet , S = control room, PCS = process control system																					
Annotation on column "Hook Up": (FP*) = Frost Protection recommended																					
2			24.02.2006	Frohn	Rev. 2	Project: K70101												Drwg.- No.:			
3			16.11.2006	Möller	As Build	ASU No.09 Kosice															
0			21.12.2004	Frohn	Initial version	MEASURING RANGE & LIMIT VALUES												Page		Number of pages	
Rev.			Date	Name	Checked													Page		59	
					Change															97	

Annotation on column "Hook Up":
(FP*) = Frost Protection recommended

F = local, V = local cabinet, S = control room, PCS = process control system

Legend:

								<div><div></div><div>AIR LIQUIDE</div></div>		Dwg.- No.:			
						Project:		K70101		ASU No.09 Kosice			

TAG-NO.		DESIG-NATION	RANGE	LL		L		H		HH		CONTROLLER SETTINGS				P&I SHEET	REMARKS
FUNCTION				S/A	loc	prio	S/A	loc	prio	S/A	loc	prio	W	Kp	Tn	Td	
				threshold			threshold			threshold							
T 11745		BEARING MAC	0...160 °C							A	PCS	3	SA	PCS	1		027
TIAHSAHH																	
T 11747		BEARING MAC	0...160 °C							A	PCS	3	SA	PCS	1		027
TIAHSAHH																	
T 11810		OIL HEATING W11810 MAC	°C														027
TCAH																	
T 11814		LUBE OIL TANK MAC	0...120 °C	SA	PCS	1	A	PCS	3	A	PCS	3					027
TIAHLSLL																	
T 11854		LUBE OIL MAC	0...100 °C							A	PCS	3	A	PCS	3		027
TIAHL																	
T 11855		LUBE OIL MAC	0...60 °C							-	F	-	-	F	-		027
TI																	local indicator
T 12003		CHILLED WATER TO KA12001	0...60 °C							A	PCS	3					002 / 003
TICAL																	

Legend:

2

24.02.2006

Frohn

Rev. 2

3

16.11.2006

Möller

As Built

0

21.12.2004

Frohn

Initial version

Rev.

Date

Name

Checked

Project:

K70101

ASU No.09 Kosice

MEASURING RANGE & LIMIT VALUES

AIR LIQUIDE

Air Liquide AGS GmbH
Füttingsweg 34
D-47805 Krefeld, Germany

Drwg.-No.:

Page

Annotation on column "Hook Up":
(FP*) = Frost Protection recommended

F = local, V = local cabinet, S = control room, PCS = process control system

60

97

TAG-NO. FUNCTION		DESIG- NATION	RANGE	LL		L		H		HH		CONTROLLER SETTINGS				P&I SHEET	REMARKS				
				S/A		loc		prio		S/A		loc		prio				W	Kp	Tn	Td
				threshold		threshold		threshold		threshold		threshold		threshold							
T 12072		COOLING WATER TO KA12002	0...60 °C													002	local indicator				
TI																					
T 13005		AIR BEHIND DC/AC	-30...+50 °C													002					
TIAHSAHH																					
T 13026		CHILLED WATER TO DC/AC	-30...+50 °C													002					
TIAHL																					
T 15011		REGEN GAS DISCHARGE A15001	0...250 °C													004					
TIAHLSAHH																					
T 15021		REGEN GAS DISCHARGE MS15002	0...250 °C													004					
TIAHLSAHH																					
T 15035		AIR BEHIND MOL SIEVE	0...100 °C													004					
TIAHSAHH																					
T 15040		REGENERATIO N GAS HEATER HE15001	0...250 °C													005					
TZHASAH																					
Legend:																					
F = local, V = local cabinet, S = control room, PCS = process control system																					
Annotation on column "Hook Up": (FP*) = Frost Protection recommended																					
Project:				K70101				AIR LIQUIDE				Dwg.- No.:									
ASU No.09 Kosice												Page		61							
MEASURING RANGE & LIMIT VALUES												Air Liquide AGS GmbH Füttingsweg 34 D-47805 Krefeld, Germany		Number of pages							
2				24.02.2006				Frohn				Rev. 2				97					
3				16.11.2006				Möller				As Build									
0				21.12.2004				Frohn				Initial version									
Rev.				Date				Name				Checked									

TAG-NO.		DESIG-NATION	RANGE	LL		L		H		HH		CONTROLLER SETTINGS				P&I SHEET	REMARKS		
FUNCTION				S/A	loc	prio	S/A	loc	prio	S/A	loc	prio	W	Kp	Tn			Td	
T 15043		REGENERATION GAS	0...250 °C				A	PCS	3	A	PCS	3	SA	PCS	1	005			
TIAHLSAHH																			
T 16007		AIR INLET BAC	0...60 °C							A	PCS	3	S	PCS	1	006			
TIAHLAHH																			
T 16011		AIR BEHIND 1ST STAGE BAC	0...60 °C													006			
TI																			
T 16012		AIR BEHIND 1ST STAGE BAC	0...60 °C													006	local indicator		
TI																			
T 16015		AIR BEHIND 1ST STAGE VW16001	0...60 °C							A	PCS	3	SA	PCS	1	006			
TIAHSAHH																			
T 16016		AIR BEHIND 1ST STAGE VW16001	0...60 °C													006	local indicator		
TI																			
T 16021		AIR BEHIND 2ND STAGE BAC	0...200 °C													006			
TI																			
Legend:																	Annotation on column "Hook Up": (FP*) = Frost Protection recommended		
F = local, V = local cabinet, S = control room, PCS = process control system																	process control system		
2		24.02.2006	Frohn	Rev. 2	Project: K70101										AIR LIQUIDE		Dwg.-No.:		97
3		16.11.2006	Möller	As Built	ASU No.09 Kosice												Page		
0		21.12.2004	Frohn	Initial version	MEASURING RANGE & LIMIT VALUES										Air Liquide AGS GmbH Füttingsweg 34 D-47805 Krefeld, Germany		Number of pages		
Rev.		Date	Name	Checked													Page		

TAG-NO.		DESIG-NATION	RANGE	LL			L			H			HH			CONTROLLER SETTINGS				P&I SHEET	REMARKS	
FUNCTION				S/A	loc	prio	S/A	loc	prio	S/A	loc	prio	S/A	loc	prio	threshold	W	Kp	Tn			Td
T 16022		AIR BEHIND 2ND STAGE BAC	0...60 °C																	006	local indicator	
Ti																						
T 16025		AIR BEHIND 2ND STAGE VW16002	0...60 °C																	006		
TIAHSAHH																						
T 16026		AIR BEHIND 2ND STAGE VW16002	0...60 °C																	006	local indicator	
Ti																						
T 16031		AIR BEHIND 3RD STAGE BAC	0...200 °C																	006		
Ti																						
T 16032		AIR BEHIND 3RD STAGE BAC	0...60 °C																	006	local indicator	
Ti																						
T 16035		AIR BEHIND 3RD STAGE VW16003	0...60 °C																	006		
TIAHSAHH																						
T 16036		AIR BEHIND 3RD STAGE VW16003	0...60 °C																	006	local indicator	
Ti																						
Legend:																						
F = local, V = local cabinet, S = control room, PCS = process control system																						
Annotation on column "Hook Up": (FP*) = Frost Protection recommended																						
Project: K70101				ASU No.09 Kosice				AIR LIQUIDE				DRWG.-No.:										
24.02.2006				Frohn				Rev. 2				As Build										
16.11.2006				Möller																		
21.12.2004				Frohn				Initial version														
Date				Name				Checked				Change										
Rev.																						

TAG-NO.		DESIG-NATION	RANGE	LL			L			H			HH			CONTROLLER SETTINGS				P&I SHEET	REMARKS
FUNCTION				S/A	loc	prio	threshold	S/A	loc	prio	threshold	S/A	loc	prio	threshold	W	Kp	Tn	Td		
T 16041		AIR BEHIND 4TH STAGE BAC	0...200 °C																006		
Ti																					
T 16042		AIR BEHIND 4TH STAGE BAC	0...60 °C																006	local indicator	
Ti																					
T 16045		AIR BEHIND 4TH STAGE VW16004	0...60 °C																006		
TIAHSAHH											A	PCS	3	A	PCS	1					
T 16046		AIR BEHIND 4TH STAGE VW16004	0...60 °C																006	local indicator	
Ti																					
T 16512		COOLING WATER BEHIND VW16001	0...60 °C																006	local indicator	
Ti																					
T 16522		COOLING WATER BEHIND VW16002	0...60 °C																006	local indicator	
Ti																					
T 16532		COOLING WATER BEHIND VW16003	0...60 °C																006	local indicator	
Ti																					

Legend:

2

24.02.2006

Frohn

Rev. 2

3

16.11.2006

Möller

As Built

0

21.12.2004

Frohn

Initial version

Rev.

Date

Name

Checked

Change

Project:

K70101

ASU No.09 Kosice

MEASURING RANGE & LIMIT VALUES

AIR LIQUIDE

Air Liquide AGS GmbH
Fühlingweg 34
D-47805 Krefeld, Germany

Drwg.-No.:

Page

Annotation on column "Hook Up":
(FP*) = Frost Protection recommended

F = local, V = local cabinet, S = control room, PCS = process control system


64

97

Annotation on column "Hook Up":
(FP*) = Frost Protection recommended

F = local, V = local cabinet, S = control room, PCS = process control system

Legend:

2	24.02.2006	Frohn	Rev. 2	Project: K70101 ASU No.09 Kosice	<div>AIR LIQUIDE</div>	Dwg.- No.:	64	Number of pages	97
3	16.11.2006	Müller	As Built						
0	21.12.2004	Frohn	Initial version						
Rev.	Date	Name	Checked	MEASURING RANGE & LIMIT VALUES		Air Liquide AGS GmbH Füttingsweg 34 D-47805 Krefeld, Germany			


TAG-NO.		DESIG- NATION	RANGE	LL			L			H			HH			CONTROLLER SETTINGS				P&I SHEET	REMARKS	
FUNCTION				S/A	loc	prio	S/A	loc	prio	S/A	loc	prio	S/A	loc	prio	threshold	W	Kp	Tn			Td
T 16542		COOLING WATER BEHIND VW16004	0...60 °C																	006	local indicator	
TI																						
T 16632		COLLING WATER BEHIND W16842	0...60 °C																	028	local indicator	
TI																						
T 16701		BEARING MAIN MOTOR BAC	0...150 °C								A	PCS	3							028		
TIAHSAH																						
T 16703		BEARING MAIN MOTOR BAC	0...150 °C								A	PCS	3							028		
TIAHSAH																						
T 16715		MOTOR WINDING U BAC	0...200 °C								A	PCS	3							028		
TIAHSAH																						
T 16718		MOTOR WINDING V BAC	0...200 °C								A	PCS	3							028		
TIAHSAH																						
T 16721		MOTOR WINDING W BAC	0...200 °C								A	PCS	3							028		
TIAHSAH																						
Legend:																						
F = local, V = local cabinet , S = control room, PCS = process control system																						
Annotation on column "Hook Up": (FP*) = Frost Protection recommended																						
24.02.2006		Frohn	Rev. 2	Project: K70101																		
16.11.2006		Möller	As Buildt	ASU No.09 Kosice																		
21.12.2004		Frohn	Initial version	AIR LIQUIDE																		
Date		Name	Checked	Air Liquide AGS GmbH Füttingsweg 34 D-47805 Krefeld, Germany																		
Rev.			Change	Dwg.- No.:																		
				Page																		
				65																		
				Number of pages																		
				97																		

TAG-NO.	DESIG-NATION	RANGE	LL		L		H		HH		CONTROLLER SETTINGS				P&I SHEET	REMARKS
			S/A	threshold	S/A	threshold	S/A	threshold	S/A	threshold	W	Kp	Tn	Td		
FUNCTION																
T 16730	BEARING MAIN SHAFT BAC	0...150 °C													028	
TIAHSAHH																
T 16733	BEARING MAIN SHAFT BAC	0...150 °C													028	
TIAHSAHH																
T 16734	BEARING MAIN SHAFT BAC	0...150 °C													028	
TIAHSAHH																
T 16735	BEARING MAIN SHAFT BAC	0...150 °C													028	
TIAHSAHH																
T 16736	BEARING 1ST STAGE BAC	0...150 °C													028	
TIAHSAHH																
T 16738	BEARING 2ND STAGE BAC	0...150 °C													028	
TIAHSAHH																
T 16740	BEARING 3RD STAGE BAC	0...150 °C													028	
TIAHSAHH																
Legend: F = local, V = local cabinet, S = control room, PCS = process control system																
Annotation on column "Hook Up": (FP*) = Frost Protection recommended																
Project: K70101			ASU No.09 Kosice			AIR LIQUIDE			Dwg.-No.:							
24.02.2006			Frohn			Rev. 2			As Build							
16.11.2006			Möller													
21.12.2004			Frohn			Initial version										
Date			Name			Checked			Change							
Rev.																

TAG-NO.	DESIG-NATION	RANGE	LL				L				H				HH				CONTROLLER SETTINGS				P&I SHEET	REMARKS
			S/A	loc	prio	threshold	S/A	loc	prio	threshold	S/A	loc	prio	threshold	S/A	loc	prio	threshold	W	Kp	Tn	Td		
T 16743	BEARING 4TH STAGE BAC	0...150 °C									A	PCS	3		SA	PCS	1						028	
																		115						
T 16810	OIL HEATING W16810 BAC	0...100 °C									A	F	3		S	F	1						028	
																		70						
T 16812	LUBE OIL TANK BAC	°C																					028	
																								local indicator
T 16813	LUBE OIL TANK BAC	0...60 °C																					028	
T 16854	LUBE OIL BAC	0...100 °C																					028	
T 16855	LUBE OIL BAC	0...60 °C																					028	
																								local indicator
T 20001	HP-GAN OUTLET COLDBOX	-50...+50 °C																					010	

F = local, V = local cabinet, S = control room, PCS = process control system												Annotation on column "Hook Up": (FP*) = Frost Protection recommended											
Legend:												Project: K70101											
2	24.02.2006	Frohn	Rev. 2	ASU No.09 Kosice																		AIR LIQUIDE	
3	16.11.2006	Möller	As Build																			No.:	
0	21.12.2004	Frohn	Initial version	MEASURING RANGE & LIMIT VALUES																		Page	
Rev.	Date	Name	Checked																			Number of pages	
																						97	

TAG-NO.	DESIG-NATION	RANGE	LL				L				H				HH				CONTROLLER SETTINGS				P&I SHEET	REMARKS
			S/A	loc	prio	threshold	S/A	loc	prio	threshold	S/A	loc	prio	threshold	S/A	loc	prio	threshold	W	Kp	Tn	Td		
T 20003	HP-GAN TO CUSTOMER	-20...+40 °C																					010	
TI																								
T 20004	HP-LIN FROM LIN-PUMPS	-200...+50 °C																					009	
TI																								
T 20005	LP-GAN OUTLET COLDBOX	-50...+50 °C	SA	PCS	1	A	PCS	3															010	
TIALSALL																								
T 20006	AIR TO HP-COLUMN C21001	-200...+50 °C																					009	
TI																								
T 20007	HP-LOX FROM LOX-PUMPS	-200...+50 °C																					009	
TI																								
T 20008	HP-AIR OUTLET MHE	-200...+50 °C																					009	
TIC																								
T 20009	WASTE N2 INLET MHE	-200...+50 °C																					009	
TI																								

Legend:										F = local, V = local cabinet , S = control room, PCS = process control system										Annotation on column "Hook Up": (FP*) = Frost Protection recommended																																																																																																																																																																																																																																																																																																																																																																																																																																																																																																																																																																																																																																																																																																																																																																																																																																																																																																																																																																																																																																																																																																																																																																																																																																																																																																																																																																																																																																																																																																																																																																																																																																																																																																																																																																																																																																																																																																																																																																																																																																																																																																																																																																																																																																																																																																																																																																																																																																																																																																																																																																																																																																																																																																																																																																																																																																																																																																																																																																																																																																																																																																																																																																																																																																																																																																																																																																																																																																																																																																																																																																																																																																																																																																																																																																																																																																																																																																																																																																																																																																																																																																																																																																																																																																																																																																																																																																																																																																																																																																																																																																																																																																																																																																																																																																																																																																																																																																																																																																																																																																																																																																																																																																																																																																																																																																																																																																																																																																																																																																																																																																																																																																																					
2		24.02.2006		Frohn		Rev. 2		Project: K70101										<div>AIR LIQUIDE</div>										Dwg.-No.:																																																																																																																																																																																																																																																																																																																																																																																																																																																																																																																																																																																																																																																																																																																																																																																																																																																																																																																																																																																																																																																																																																																																																																																																																																																																																																																																																																																																																																																																																																																																																																																																																																																																																																																																																																																																																																																																																																																																																																																																																																																																																																																																																																																																																																																																																																																																																																																																																																																																																																																																																																																																																																																																																																																																																																																																																																																																																																																																																																																																																																																																																																																																																																																																																																																																																																																																																																																																																																																																																																																																																																																																																																																																																																																																																																																																																																																																																																																																																																																																																																																																																																																																																																																																																																																																																																																																																																																																																																																																																																																																																																																																																																																																																																																																																																																																																																																																																																																																																																																																																																																																																																																																																																																																																																																																																																																																																																																																																																																																																																																																																																																																																																													
3		16.11.2006		Möller		As Built		ASU No.09 Kosice																																																																																																																																																																																																																																																																																																																																																																																																																																																																																																																																																																																																																																																																																																																																																																																																																																																																																																																																																																																																																																																																																																																																																																																																																																																																																																																																																																																																																																																																																																																																																																																																																																																																																																																																																																																																																																																																																																																																																																																																																																																																																																																																																																																																																																																																																																																																																																																																																																																																																																																																																																																																																																																																																																																																																																																																																																																																																																																																																																																																																																																																																																																																																																																																																																																																																																																																																																																																																																																																																																																																																																																																																																																																																																																																																																																																																																																																																																																																																																																																																																																																																																																																																																																																																																																																																																																																																																																																																																																																																																																																																																																																																																																																																																																																																																																																																																																																																																																																																																																																																																																																																																																																																																																																																																																																																																																																																																																																																																																																																																																																																																																																																																																																	
0		21.12.2004		Frohn		Initial version		MEASURING RANGE & LIMIT VALUES										Air Liquide AGS GmbH Füllingsweg 34 D-47805 Krefeld, Germany										Page										68										Number of pages										97																																																																																																																																																																																																																																																																																																																																																																																																																																																																																																																																																																																																																																																																																																																																																																																																																																																																																																																																																																																																																																																																																																																																																																																																																																																																																																																																																																																																																																																																																																																																																																																																																																																																																																																																																																																																																																																																																																																																																																																																																																																																																																																																																																																																																																																																																																																																																																																																																																																																																																																																																																																																																																																																																																																																																																																																																																																																																																																																																																																																																																																																																																																																																																																																																																																																																																																																																																																																																																																																																																																																																																																																																																																																																																																																																																																																																																																																																																																																																																																																																																																																																																																																																																																																																																																																																																																																																																																																																																																																																																																																																																																																																																																																																																																																																																																																																																																																																																																																																																																																																																																																																																																																																																																																																																																																																																																																																																																																																																																																																																																																																																																																															
Rev.		Date		Name		Checked		Change																																																																																																																																																																																																																																																																																																																																																																																																																																																																																																																																																																																																																																																																																																																																																																																																																																																																																																																																																																																																																																																																																																																																																																																																																																																																																																																																																																																																																																																																																																																																																																																																																																																																																																																																																																																																																																																																																																																																																																																																																																																																																																																																																																																																																																																																																																																																																																																																																																																																																																																																																																																																																																																																																																																																																																																																																																																																																																																																																																																																																																																																																																																																																																																																																																																																																																																																																																																																																																																																																																																																																																																																																																																																																																																																																																																																																																																																																																																																																																																																																																																																																																																																																																																																																																																																																																																																																																																																																																																																																																																																																																																																																																																																																																																																																																																																																																																																																																																																																																																																																																																																																																																																																																																																																																																																																																																																																																																																																																																																																																																																																																																																																																																																	

TAG-NO.		DESIG-NATION	RANGE	LL		L			H			HH			CONTROLLER SETTINGS				P&I SHEET	REMARKS			
FUNCTION				S/A	loc	prio	S/A	loc	prio	S/A	loc	prio	S/A	loc	prio	threshold	W	Kp	Tn	Td			
T 20010		GAN FROM W2301	-200...+50 °C																			009	
TI																							
T 20011		GOX OUTLET COLDBOX	-50...+50 °C	SA	PCS	1	A	PCS	3													010	
TIALSALL																							
T 20013		GOX TO CUSTOMER	-20...+40 °C																			010	
TI																							
T 20023		LP-GAN OUTLET COLDBOX	-50...+50 °C				A	PCS	3													009	
TIAL																							
T 20025		HP-GAN OUTLET COLDBOX	-50...+50 °C	ZA	S	1	A	PCS	3													009	
TIALZALL																							
T 20026		HP-GAN OUTLET COLDBOX	-50...+50 °C	ZA	S	1	A	PCS	3													009	
TIALZALL																							
T 20027		GOX OUTLET COLDBOX	-50...+50 °C	ZA	S	1	A	PCS	3													009	
TIALZALL																							

Legend:

2

24.02.2006

Frohn

Rev. 2

3

16.11.2006

Möller

As Built

0

21.12.2004

Frohn

Initial version

Rev.

Date

Name

Checked

Project:

K70101

ASU No.09 Kosice

MEASURING RANGE & LIMIT VALUES

AIR LIQUIDE

Air Liquide AGS GmbH

Fühlingweg 34

D-47805 Krefeld, Germany

Drwg.-No.:

Page

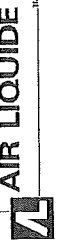
Annotation on column "Hook Up":
(FP*) = Frost Protection recommended

F = local, V = local cabinet, S = control room, PCS = process control system

69

97

TAG-NO.		DESIG-NATION	RANGE	LL		L				H				HH				CONTROLLER SETTINGS				P&I SHEET	REMARKS		
FUNCTION				S/A	loc	prio	threshold	S/A	loc	prio	threshold	S/A	loc	prio	threshold	S/A	loc	prio	threshold	W	Kp			Tn	Td
T 20028		GOX OUTLET COLDBOX	-50...+50 °C	ZA	S	1		A	S	3												009			
TIALZALL																									
T 20029		WASTE N2 OUTLET MHE	-50...+50 °C					A	PCS	3												009			
TIAL																									
T 21006		LIN TO B21002	-200...+50 °C																			014			
TI																									
T 23013		LIN PRODUCT TO STORAGE	-200...+50 °C																			011			
TI																									
T 23014		CRUDE LOX BEHIND SUBCOOLER	-200...+50 °C																			011			
TI																									
T 23015		LIQUID AIR BEHIND SUBCOOLER	-200...+50 °C																			011			
TI																									
T 24101		AIR TO EXPANDER TURBINE 1	-150...+50 °C	S	PCS	1		A	PCS	3												007	*) LL = 37,253 * LN(P24101/P24102 + P24101 - P24102) + 26,688 - 273,15		
TIALSLL																									
Legend:		F = local, V = local cabinet, S = control room, PCS = process control system																					Annotation on column "Hook Up": (FP*) = Frost Protection recommended		
2	24.02.2006	Frohn	Rev. 2	Project: K70101										ASU No.09 Kosice										Drwg.-No.:	
3	16.11.2006	Möller	As Build																					Page	
0	21.12.2004	Frohn	Initial version											MEASURING RANGE & LIMIT VALUES										Number of pages	
Rev.	Date	Name	Checked											Air Liquide AGS GmbH Füßingsweg 34 D-47805 Krefeld, Germany										70	
			Change																					97	



Air Liquide AGS GmbH
Füßingweg 34
D-47805 Krefeld, Germany

TAG-NO.		DESIG-NATION	RANGE	LL		L		H		HH		CONTROLLER SETTINGS				P&I SHEET	REMARKS
				S/A	loc prio	S/A	loc prio	S/A	loc prio	S/A	loc prio	W	Kp	Tn	Td		
FUNCTION				threshold	threshold	threshold	threshold	threshold	threshold	threshold	threshold						
T 24102		AIR OUTLET EXPANDER TURBINE 1	-200...+50 °C			A	PCS 3								007	*) LL = -0,2332 * P24102^2 + 4,8877 * P24102 + 79,942 - 273,15	
TIAL																	
T 24120		BEARING EXPANDER TURBINE 1	-50...+150 °C			A	PCS 3	A	PCS 3	SA	PCS 1				029		
TIAHSAHH							20		100		110						
T 24121		BEARING EXPANDER TURBINE 1	-50...+150 °C			A	PCS 3	A	PCS 3	SA	PCS 1				029		
TIAHSAHH							20		100		110						
T 24122		BEARING EXPANDER TURBINE 1	-50...+150 °C					A	PCS 3	SA	PCS 1				029		
TIAHSAHH																	
T 24123		BEARING EXPANDER TURBINE 1	-50...+150 °C			A	PCS 3	A	PCS 3	SA	PCS 1				029		
TIAHSAHH							20		100		110						
T 24130		COOLING WATER REFLUX TURBINE 1	0...60 °C												029	local indicator	
TI																	
T 24151		OIL BEHIND GEARBOX TURBINE 1	0...100 °C												029		
TI																	
Legend: F = local, V = local cabinet, S = control room, PCS = process control system																	
Annotation on column "Hook Up": (FP*) = Frost Protection recommended																	
2		24.02.2006	Frohn	Rev. 2	Project: K70101				ASU No.09 Kosice				AIR LIQUIDE		Dwg.-No.:		
3		16.11.2006	Möller	As Built											Page		
0		21.12.2004	Frohn	Initial version											Number of pages		
Rev.		Date	Name	Checked											71		
				Change											97		

TAG-NO.		DESIG- NATION	RANGE	LL		L			H			HH			CONTROLLER SETTINGS				P&I SHEET	REMARKS								
FUNCTION				S/A	loc	prio	S/A	loc	prio	S/A	loc	prio	S/A	loc	prio	W	Kp	Tn			Td							
T 24160		OIL HEATING W24160 TURBINE 1	0...100 °C																029									
TCAHSAHH																												
T 24161		OIL CONTAINER EXPANDER TURBINE 1	0...100 °C																029									
TAL																												
T 24162		OIL CONTAINER EXPANDER TURBINE 1	0...120 °C																029	local indicator								
TI																												
T 24168		OIL BEHIND OILFILTER TURBINE 1	0...120 °C																029	local indicator								
TI																												
T 24169		LUBE OIL EXPANDER TURBINE 1	0...100 °C																029									
TIAHLSAHHLL																												
T 24171		BEARING MOTOR TURBINE 1	0...+150 °C																029									
TIAHSAHH																												
T 24173		BEARING MOTOR TURBINE 1	0...+150 °C																029									
TIAHSAHH																												
Legend:																					F = local, V = local cabinet, S = control room, PCS = process control system				Annotation on column "Hook Up": (FP*) = Frost Protection recommended			
2		24.02.2006	Frohn	Rev. 2	Project: K70101										AIR LIQUIDE				Drwg.- No.:									
3		16.11.2006	Möller	As Build	ASU No.09 Kosice																							
0		21.12.2004	Frohn	Initial version	MEASURING RANGE & LIMIT VALUES										Air Liquide AGS GmbH Füttingsweg 34 D-47505 Krefeld, Germany				Page		72							
Rev.		Date	Name	Checked															Number of pages		97							

TAG-NO.		DESIG- NATION	RANGE	LL		L		H		HH		CONTROLLER SETTINGS				P&I SHEET	REMARKS
FUNCTION				S/A	loc	prio	S/A	loc	prio	S/A	loc	prio	W	Kp	Tn		
				threshold	threshold	threshold	threshold	threshold	threshold	threshold	threshold	threshold					
T 24175	MOTOR WINDING U TURBINE 1	0...+200 °C							A	PCS	3	SA	PCS	1	029	*) LL = 37,253 * LN(P24201/P24202 + P24201 - P24202) + 26,688 - 273,15	
TIAHSAHH																	
T 24176	MOTOR WINDING V TURBINE 1	0...+200 °C							A	PCS	3	SA	PCS	1	029		
TIAHSAHH																	
T 24177	MOTOR WINDING W/ TURBINE 1	0...+200 °C							A	PCS	3	SA	PCS	1	029		
TIAHSAHH																	
T 24201	AIR TO EXPANDER TURBINE 2	-150...+50 °C	S	PCS	1	A	PCS	3							008	*) LL = -0,2332 * P24202*2 + 4,8877 * P24202 + 79,942 - 273,15	
TIALSLL			-123...-73 *)		LL + 5K												
T 24202	AIR OUTLET EXPANDER TURBINE 2	-200...+50 °C				A	PCS	3							008		
TIAL					-180...-170 *)												
T 24220	BEARING EXPANDER TURBINE 2	-50...+150 °C				A	PCS	3	A	PCS	3	SA	PCS	1	030		
TIAHLSAHH					20		100		110								
T 24221	BEARING EXPANDER TURBINE 2	-50...+150 °C				A	PCS	3	A	PCS	3	SA	PCS	1	030		
TIAHLSAHH					20		100		110								
Legend: F = local, V = local cabinet, S = control room, PCS = process control system																	
Annotation on column "Hook Up": (FP*) = Frost Protection recommended																	
2	24.02.2006	Frohn	Rev. 2	Project: K70101				ASU No.09 Kosice				AIR LIQUIDE		Drwg.- No.:		97	
3	16.11.2006	Möller	As Build											Page			
0	21.12.2004	Frohn	Initial version	MEASURING RANGE & LIMIT VALUES								Air Liquide AGS GmbH Füttingsweg 34 D-47805 Krefeld, Germany		73			
Rev.	Date	Name	Checked														

TAG-NO.	DESIG-NATION	RANGE	LL			L			H			HH			CONTROLLER SETTINGS				P&I SHEET	REMARKS
			S/A	loc	prio	S/A	loc	prio	S/A	loc	prio	S/A	loc	prio	W	Kp	Tn	Td		
	FUNCTION		threshold			threshold			threshold			threshold								
T 24222	BEARING EXPANDER TURBINE 2	-50...+150 °C							A	PCS	3	A	PCS	1					030	
TIAHSAHH																				
T 24223	BEARING EXPANDER TURBINE 2	0...+150 °C				A	PCS	3	A	PCS	3	SA	PCS	1					030	
TIAHLSAHH																				
T 24230	COOLING WATER REFLUX TURBINE 2	0...60 °C																	030	local indicator
TI																				
T 24251	OIL BEHIND GEARBOX TURBINE 2	0...100 °C				A	PCS	3	A	PCS	3	S	PCS	1					030	
TIAHLSHH																				
T 24260	OIL HEATING W24260 TURBINE 2	°C							A	PCS	3	SA	PCS	1					030	
TCAHSAHH																				
T 24261	OIL CONTAINER EXPANDER TURBINE 2	0...120 °C				A	PCS	3											030	local indicator
TIAL																				
T 24262	OIL CONTAINER EXPANDER TURBINE 2	0...100 °C																	030	
TI																				

Legend:

F = local, V = local cabinet, S = control room, PCS = process control system

Annotation on column "Hook Up": (FP*) = Frost Protection recommended

2	24.02.2006	Frohn	Rev. 2	Project: K70101		Drwg.-No.:	
3	16.11.2006	Möller	As Build	ASU No.09 Kosice		AIR LIQUIDE	
0	21.12.2004	Frohn	Initial version	MEASURING RANGE & LIMIT VALUES		Air Liquide AGS GmbH	
Rev.	Date	Name	Checked	Change		Page	Number of pages
						74	97

TAG-NO.	DESIG-NATION	RANGE	LL				L				H				HH				CONTROLLER SETTINGS				P&I SHEET	REMARKS
			S/A	loc	prio	threshold	S/A	loc	prio	threshold	S/A	loc	prio	threshold	S/A	loc	prio	threshold	W	Kp	Tn	Td		
T 24268	OIL BEHIND OILFILTER TURBINE 2	0...100 °C																					030	local indicator
TI																								
T 24269	LUBE OIL EXPANDER TURBINE 2	0...100 °C	SA	PCS	3	A	PCS	3	A	PCS	3	A	PCS	3	SA	PCS	1						030	
TIAHSAHLL																								
T 24271	BEARING MOTOR TURBINE 2	0...+150 °C																					030	
TIAHSAH																								
T 24273	BEARING MOTOR TURBINE 2	0...+150 °C																					030	
TIAHSAH																								
T 24275	MOTOR WINDING U TURBINE 2	0...+200 °C																					030	
TIAHSAH																								
T 24276	MOTOR WINDING V TURBINE 2	0...+200 °C																					030	
TIAHSAH																								
T 24277	MOTOR WINDING W TURBINE 2	0...+200 °C																					030	
TIAHSAH																								

Legend:				F = local, V = local cabinet, S = control room, PCS = process control system												Annotation on column "Hook Up": (FP*) = Frost Protection recommended											
2	24.02.2006	Frohn	Rev. 2	Project: K70101				ASU No.09 Kosice				AIR LIQUIDE				Dwg.-No.:											
3	16.11.2006	Möller	As Build																								
0	21.12.2004	Frohn	Initial version																								
Rev.	Date	Name	Checked																								
			Change																								

TAG-NO.	DESIG-NATION	RANGE	LL		L		H		HH		CONTROLLER SETTINGS				P&I SHEET	REMARKS
			S/A	loc prio	S/A	loc prio	S/A	loc prio	S/A	loc prio	W	Kp	Tn	Td		
FUNCTION			threshold		threshold		threshold		threshold							
T 40009	CR-LOX BEHIND B40001	-200...+50 °C													017	
TIAH																
T 40011	SIDEARMLIQUID FROM LP-COLUMN	-200...+50 °C													016	
T																
T 40013	LAR PREPRODUCT DISCHARGE CAR-COLUMN	-200...+50 °C													017	
T																
T 40014	LAR BEHIND CONDENSER BL40001	-200...+50 °C													017	
T																
T 40130	COOLING DOWN TEMP. P40100	-200...+50 °C													016	
T																
T 40140	BEARING TEMP. P40100	-100...+50 °C													016	
TALSLL																
T 40141	BEARING TEMP. P40100	-100...+100 °C													016	
TIAHSHLL																

Legend:

224.02.2006FrohnRev. 2

316.11.2006MöllerAs Built

021.12.2004FrohnInitial version

Rev. DateNameCheckedChange

Project:K70101ASU No.09 Kosice

AIR LIQUIDE

Air Liquide AGS GmbHFittingsweg 34D-47805 Krefeld, Germany

Drwg.-No.:

Page76Number of pages97

F = local, V = local cabinet, S = control room, PCS = process control system

Annotation on column "Hook Up":(FP*) = Frost Protection recommended

Annotation on column "Hook Up":
(FP*) = Frost Protection recommended

F = local, V = local cabinet, S = control room, PCS = process control system

Legend:

2	24.02.2006	Frohn	Rev. 2	Project: K70101		ASU No.09 Kosice		AIR LIQUIDE		Drwg.-No.:	
3	16.11.2006	Möller	As Built								
0	21.12.2004	Frohn	Initial version								
Rev.	Date	Name	Checked	MEASURING RANGE & LIMIT VALUES		Air Liquide AGS GmbH		Page		Number of pages	
						Füttingweg 34		76		97	
						D-47805 Krefeld, Germany					

TAG-NO.		DESIG- NATION	RANGE	LL		L		H		HH		CONTROLLER SETTINGS				P&I SHEET	REMARKS		
FUNCTION				S/A	loc	prio	threshold	S/A	loc	prio	threshold	S/A	loc	prio	threshold			W	Kp
T 43034		LAR PRODUCT TO STORAGE	-200...+50 °C															018	
T 44104		OVERFLOW LP LAR TANK 1 B44101	-200...+50 °C				SA	PCS	1									041	
T 44204		OVERFLOW LP LAR TANK 2 B44201	-200...+50 °C				SA	PCS	1									042	
T 48004		OVERFLOW HP LAR TANK B48001	-200...+50 °C				SA	PCS	1									044	
T 48050		COOL DOWN TEMP. P48001	-200...+50 °C				S	PCS	4									043	
T 49020		HP-GAR DISCHARGE EVAPORIZERS	-40...+60 °C	ZA	S	1	A	PCS	3									044	
T 49021		HP-GAR DISCHARGE EVAPORIZERS	-40...+60 °C	ZA	S	1	A	PCS	3									044	
Legend: F = local, V = local cabinet, S = control room, PCS = process control system																			
Annotation on column "Hook Up": (FP*) = Frost Protection recommended																			
2 24.02.2006 Frohn Rev. 2				Project: K70101				ASU No.09 Kosice				AIR LIQUIDE		Drwg.- No.:					
3 16.11.2006 Möller																			
0 21.12.2004 Frohn				Initial version															
Rev. Date Name Checked Change																			
				</															


TAG-NO.	DESIG- NATION	RANGE	LL		L		H		HH		CONTROLLER SETTINGS				P&I SHEET	REMARKS		
			S/A	loc	S/A	loc	S/A	loc	S/A	loc	W	Kp	Tn	Td				
FUNCTION			threshold		threshold		threshold		threshold									
T 61130	COOLING DOWN TEMP. P61100	-200...+50 °C				S	PCS	3							012			
T 61140	BEARING TEMP. P61100	-200...+50 °C	S	PCS	1	A	PCS	3							012			
T 61141	BEARING TEMP. P61100	-100...+150 °C	S	PCS	1	A	PCS	3	A	PCS	3	S	PCS	1	012			
T 61230	COOLING DOWN TEMP. P61200	-200...+50 °C				S	PCS	3							012			
T 61240	BEARING TEMP. P61200	-200...+50 °C	S	PCS	1	A	PCS	3							012			
T 61241	BEARING TEMP. P61200	-100...+150 °C	S	PCS	1	A	PCS	3	A	PCS	3	S	PCS	1	012			
T 62001	COOLING DOWN TEMP. P62001	-200...+50 °C				S	PCS	4							032			
Legend:																		
F = local, V = local cabinet, S = control room, PCS = process control system																		
Annotation on column "Hook Up": (FP*) = Frost Protection recommended																		
2			24.02.2006		Frohn		Rev. 2		Project: K70101				ASU No.09 Kosice		AIR LIQUIDE		Dwg.-No.:	
3			16.11.2006		Möller		As Build											
0			21.12.2004		Frohn		Initial version											
Rev.			Date		Name		Checked								Page		Number of pages	
							Change								78		97	

TAG-NO.		DESIG-NATION	RANGE	LL			L			H			HH			CONTROLLER SETTINGS				P&I SHEET	REMARKS				
FUNCTION				S/A	loc	prio	S/A	loc	prio	S/A	loc	prio	S/A	loc	prio	threshold	W	Kp	Tn			Td			
T 62020		LOX TANK B62001	-200...+50 °C																	032					
TI																									
T 62021		BOTTOM LOX TANK B62001	-200...+50 °C																	032					
TI																									
T 62022		OVERFLOW PIPE LOX TANK B62001	-200...+50 °C	ZA	S	1	A	PCS	3											032					
TALZALL																									
T 62041		SEAL LEAKAGE	-200...+50 °C	SA	PCS	1	A	PCS	3											032					
TIALSALL																									
T 63001		COOL DOWN TEMP. P63001	-200...+50 °C				S	PCS	4											032					
TISL																									
T 63041		SEAL LEAKAGE	-200...+50 °C	SA	PCS	1	A	PCS	3											032					
TIALSALL																									
T 64030		LOX WATER BATH VAPORIZER	0...100 °C																	034	local indicator				
TI																									
Legend: F = local, V = local cabinet, S = control room, PCS = process control system																									
Annotation on column "Hook Up": (FP*) = Frost Protection recommended																									
2		24.02.2006	Frohn	Rev. 2	Project: K70101										AIR LIQUIDE				DRWG.-No.:						
3		16.11.2006	Möller	As Build	ASU No.09 Kosice																				
0		21.12.2004	Frohn	Initial version	MEASURING RANGE & LIMIT VALUES										Air Liquide AGS GmbH Füllingsweg 34 D-47805 Krefeld, Germany				Page						
Rev.		Date	Name	Checked	Change															79		Number of pages		97	

TAG-NO.		DESIG-NATION	RANGE	LL		L		H		HH		CONTROLLER SETTINGS				P&I SHEET	REMARKS					
FUNCTION				S/A	loc	prio	S/A	loc	prio	S/A	loc	prio	S/A	loc	prio			W	Kp	Tn	Td	
T 64031		WATER BATH VAPORIZER GOX	0...100 °C				SA	PCS	3	A	PCS	3			40/60				034			
TICSAHL																						
T 64032		WATER BATH VAPORIZER GOX	0...100 °C				SA	PCS	3	A	PCS	3							034			
TISAHL																						
T 64050		GOX BEHIND WATER BAD VAPORIZER	-40...+60 °C	ZA	S	1	A	PCS	3										034	TIC64055 SP15°C; Kp=2, Tn=1min		
TIALZALL																						
T 64051		GOX BEHIND WATER BAD VAPORIZER	-40...+60 °C	ZA	S	1	A	PCS	3										034			
TIALZALL																						
T 64130		COOL DOWN TEMP. P64101	-200...+50 °C				SA	PCS	4	A	PCS	3							033			
TISLAH																						
T 64140		SEAL LEAKAGE LOX PUMP P64101	-200...+100 °C	S	PCS	1	A	PCS	3										033			
TIALSALL																						
T 64141		SEAL LEAKAGE LOX PUMP P64101	-200...+50 °C	SA	PCS	1	A	PCS	3										033			
TIALSALL																						
Legend:																						
F = local, V = local cabinet, S = control room, PCS = process control system																						
Annotation on column "Hook Up": (FP*) = Frost Protection recommended																						
2		24.02.2006	Frohn	Rev. 2	Project: K70101				ASU No.09 Kosice				AIR LIQUIDE		DRWG.-No.:							
3		16.11.2006	Möller	As Build																		
0		21.12.2004	Frohn	Initial version																		
Rev.	Date	Name	Checked	Change	MEASURING RANGE & LIMIT VALUES										Page		80		Number of pages 97			

TAG-NO.		DESIG-NATION	RANGE	LL		L		H		HH		CONTROLLER SETTINGS				P&I SHEET	REMARKS					
FUNCTION				S/A	loc	prio	S/A	loc	prio	S/A	loc	prio	W	Kp	Tn	Td						
T 64230		COOL DOWN TEMP. P64201	-200...+50 °C				SA	PCS	4								033					
TISLAH																						
T 64240		SEAL LEAKAGE LOX PUMP P64201	-200...+50 °C	S	PCS	1	A	PCS	3								033					
TIALSALL																						
T 64241		SEAL LEAKAGE LOX PUMP P64201	-200...+50 °C	SA	PCS	1	A	PCS	3								033					
TIALSALL																						
T 70001		INLET GAN COMPRESSOR 1	0...60 °C														019					
TI																						
T 70015		GAN BEH. COOLER 1ST STAGE	0...200 °C				A	PCS	3	SA	PCS	1					019					
TIAHSAHH										55		60										
T 70025		GAN BEH. COOLER 2ND STAGE	0...200 °C				A	PCS	3	SA	PCS	1					019					
TIAHSAHH										55		60										
T 70035		GAN BEH. COOLER 3RD STAGE	0...200 °C				A	PCS	3	SA	PCS	1					019					
TIAHSAHH										55		60										
Legend: F = local, V = local cabinet, S = control room, PCS = process control system																						
Annotation on column "Hook Up": (FP*) = Frost Protection recommended																						
Project: K70101				ASU No.09 Kosice															AIR LIQUIDE		Drwg.-No.:	
Rev. 2				As Build															Air Liquide AGS GmbH		Page	
24.02.2006				Frohn															Fittingsweg 34		81	
16.11.2006				Möller															D-47505 Krefeld, Germany		97	
21.12.2004				Frohn																	Number of pages	
Date				Name																		
Checked				Change																		

TAG-NO.	DESIG-NATION	RANGE	LL				L				H				HH				CONTROLLER SETTINGS				P&I SHEET	REMARKS
			S/A	loc	prio	threshold	S/A	loc	prio	threshold	S/A	loc	prio	threshold	S/A	loc	prio	threshold	W	Kp	Tn	Td		
T 70041	MP-GAN TO CUSTOMER	-20...+40 °C																					020	
T 70512	COOLING WATER BEH. VW70001	0...60 °C																					019	local indicator
T 70522	COOLING WATER BEH. VW70002	0...60 °C																					019	local indicator
T 70532	COOLING WATER BEH. VW70003	0...60 °C																					019	local indicator
T 70621	COOLING WATER BEH. MOTOR	0...60 °C																					019	local indicator
T 70701	BEARING MAIN MOTOR GAN COMP. 1	0...150 °C																					021	
T 70703	BEARING MAIN MOTOR GAN COMP. 1	0...150 °C																					021	

Legend:										F = local, V = local cabinet , S = control room, PCS = process control system										Annotation on column "Hook Up": (FP*) = Frost Protection recommended									
2	24.02.2006	Frohn	Rev. 2	Project: K70101										<div> AIR LIQUIDE</div>										Dwg.- No.:					
3	16.11.2006	Möller	As Build	ASU No.09 Kosice										Air Liquide AGS GmbH Fühlingweg 34 D-47805 Krefeld, Germany										Page					
0	21.12.2004	Frohn	Initial version	MEASURING RANGE & LIMIT VALUES																				82		Number of pages			
Rev.	Date	Name	Checked	Change																						97			

TAG-NO.	DESIG-NATION	RANGE	LL			L			H			HH			CONTROLLER SETTINGS				P&I SHEET	REMARKS	
			S/A	loc	threshold	S/A	loc	threshold	S/A	loc	threshold	S/A	loc	threshold	W	Kp	Tn	Td			
T 70740	BEARING 3.RD STAGE GAN COMP. 1	0...200 °C																		021	
TIAHSAHH																					
T 70741	BEARING 3.RD STAGE GAN COMP. 1	0...200 °C																		021	
TIAHSAHH																					
T 70742	BEARING 4.TH STAGE GAN COMP. 1	0...200 °C																		021	
TIAHSAHH																					
T 70743	BEARING 4.TH STAGE GAN COMP. 1	0...200 °C																		021	
TIAHSAHH																					
T 70810	OIL HEATING W11810 GAN COMP. 1	°C																		021	
TCSAH																					
T 70815	OIL HEATING W70815 GAN COMP. 1	°C																		021	
TCSAH																					
T 70854	LUBE OIL GAN COMP. 1	0...100 °C																		021	
TIAHLSAHH																					

Legend:

2	24.02.2006	Frohn	Rev. 2
3	16.11.2006	Möller	As Build
0	21.12.2004	Frohn	Initial version
Rev.	Date	Name	Checked

Project: K70101
ASU No.09 Kosice

MEASURING RANGE & LIMIT VALUES

Drwg.-No.:

Page 84 **Number of pages** 97

AIR LIQUIDE

Air Liquide AGS GmbH
Füttingsweg 34
D-47805 Krefeld, Germany

Annotation on column "Hook Up":
(FP*) = Frost Protection recommended

F = local, V = local cabinet, S = control room, PCS = process control system

TAG-NO.		DESIG- NATION	RANGE	LL		L		H		HH		CONTROLLER SETTINGS				P&I SHEET	REMARKS																
FUNCTION				S/A	loc	prio	S/A	loc	prio	S/A	loc	prio	S/A	loc	prio			W	Kp	Tn	Td												
T 71130		COOLING DOWN TEMP. P71100	-200...+50 °C				S	PCS	3										015														
TISL																																	
T 71140		BEARING TEMP. P71100	-200...+50 °C	S	PCS	1	A	PCS	3										015														
TALSLL																																	
T 71141		BEARING TEMP. P71100	-100...+150 °C	S	PCS	1	A	PCS	3	A	PCS	3	S	PCS	1				015														
TIAHLSHLL																																	
T 71230		COOLING DOWN TEMP. P71200	-200...+50 °C				S	PCS	3										015														
TISL																																	
T 71240		BEARING TEMP. P71200	-200...+50 °C	S	PCS	1	A	PCS	3										015														
TALSLL																																	
T 71241		BEARING TEMP. P71200	-100...+150 °C	S	PCS	1	A	PCS	3	A	PCS	3	S	PCS	1				015														
TIAHLSHLL																																	
T 72001		COOLING DOWN TEMP. P72101	-200...+50 °C				S	PCS	4										035														
TISL																																	
Legend:																	Annotation on column "Hook Up": (FP*) = Frost Protection recommended																
F = local, V = local cabinet, S = control room, PCS = process control system																	Project: K70101																
Rev. 2																	ASU No.09 Kosice																
Frohn																	Air Liquide AGS GmbH																
Müller																	Fühlingweg 34																
Frohn																	D-47805 Krefeld, Germany																
Date																	Page																
Checked																	Number of pages																
Change																	97																

TAG-NO.	DESIG-NATION	RANGE	LL				L				H				HH				CONTROLLER SETTINGS				P&I SHEET	REMARKS
			S/A	loc	prio	threshold	S/A	loc	prio	threshold	S/A	loc	prio	threshold	S/A	loc	prio	threshold	W	Kp	Tn	Td		
T 72022	OVERFLOW PIPE LIN TANK BT2001	-200...+50 °C	ZA	S	1		A	PCS	3														035	
T 73005	OVERFLOW MP LIN TANK BL73001	-200...+50 °C	SA	PCS	1		A	PCS	3														038	
T 73031	WATER BATH VAPORIZER GAN	0...100 °C					SA	PCS	3		A	PCS	1						40/60	0,6	2min 45s		039	TIC73051, W=0°C, Kp=3, Tn=20s
T 73032	WATER BATH VAPORIZER GAN	0...100 °C					SA	PCS	1		A	PCS	3										039	
T 73051	GAN BEHIND WATER BATH VAPORIZER	-40...+60 °C	ZA	S	1		A	PCS	3										0	3	20s		039	
T 73057	GAN BEHIND WATER BATH VAPORIZER	-40...+60 °C	ZA	S	1		A	PCS	3														039	
T 73130	COOL DOWN TEMP. P73101	-200...+50 °C					S	PCS	4		A	PCS	3										037	

Legend:				F = local, V = local cabinet, S = control room, PCS = process control system										Annotation on column "Hook Up": (FP*) = Frost Protection recommended									
2	24.02.2006	Frohn	Rev. 2	Project: K70101				ASU No.09 Kosice				AIR LIQUIDE				DWG.-No.:							
3	16.11.2006	Möller	As Build																				
0	21.12.2004	Frohn	Initial version																				
Rev.	Date	Name	Checked																				
			Change																				

TAG-NO.		DESIG- NATION	RANGE	LL		L		H		HH		CONTROLLER SETTINGS				P&I SHEET	REMARKS	
FUNCTION				S/A	loc	prio	S/A	loc	prio	S/A	loc	prio	S/A	loc	prio			W
				threshold		threshold		threshold		threshold								
T 73131		WATER BATH NAT. GAS VAP. LIN	°C															040
TSL																		
T 73132		WATER BATH NAT. GAS VAP. LIN	°C															040
TSL																		
T 73133		WATER BATH NAT. GAS VAP. LIN	°C															040
TSL																		
T 73134		WATER BATH NAT. GAS VAP. LIN	0...100 °C															040
Ti																		
T 73135		WATER BATH NAT. GAS VAP. LIN	0...100 °C															040
Ti																		local indicator
T 73140		SEAL LECKAGE LIN BACK UP PUMP P73101	-200...+50 °C	SA	PCS	1	A	PCS	3									037
TIALSALL																		
T 73141		SEAL LEAKAGE LIN BACK UP PUMP P73101	-200...+50 °C	SA	PCS	1	A	PCS	3									037
TIALSALL																		
Legend:																	Annotation on column "Hook Up": (FP*) = Frost Protection recommended	
F = local, V = local cabinet, S = control room, PCS = process control system																	Drwg.- No.:	
Project: K70101																	AIR LIQUIDE	
ASU No.09 Kosice																	Air Liquide AGS GmbH Fühlingweg 34 D-47805 Krefeld, Germany	
MEASURING RANGE & LIMIT VALUES																	Page	
Rev.																	87	
Date																	Number of pages	
Name																	97	
Checked																		
Change																		
Initial version																		
As Built																		
Rev. 2																		
Frohn																		
24.02.2006																		
3																		
16.11.2006																		
0																		
21.12.2004																		
Frohn																		
Name																		
Date																		
21.12.2004																		
Frohn																		
16.11.2006																		
24.02.2006																		
Rev.																		

TAG-NO.		DESIG-NATION	RANGE	LL			L			H			HH			CONTROLLER SETTINGS				P&I SHEET	REMARKS									
FUNCTION				S/A	loc	prio	S/A	loc	prio	S/A	loc	prio	S/A	loc	prio	W	Kp	Tn	Td											
T 73151		GAN BEHIND W73101	°C		ZA	S		A	PCS											040										
TIALZALL																														
T 73157		GAN BEHIND W73101	°C		ZA	S		A	PCS											040										
TIALZALL																														
T 73159		GAN BEHIND WBV	-40...100 °C		SA	PCS	1	A	PCS	3						0	3	20s		040										
TICALSALL																														
T 73230		COOL DOWN TEMP. P73201	-200...+50 °C					S	PCS	4	A	PCS	3							037										
TISLAH																														
T 73240		SEAL LEACKAGE LIN BACK UP PUMP P73102	-200...+50 °C		SA	PCS	1	A	PCS	3										037										
TIALSALL																														
T 73241		SEAL LEACKAGE LIN BACK UP PUMP P73201	-200...+50 °C		SA	PCS	1	A	PCS	3										037										
TIALSALL																														
T 74090		GAN BEHIND AIR EVAPORATOR S	-40...+60 °C		ZA	S	1	A	PCS	3										036										
TIALZALL																														
Legend:																					F = local, V = local cabinet, S = control room, PCS = process control system					Annotation on column "Hook Up": (FP*) = Frost Protection recommended				
2		24.02.2006	Frohn	Rev. 2		Project: K70101										ASU No.09 Kosice					AIR LIQUIDE		Drwg.-No.:							
3		16.11.2006	Möller	As Build																										
0		21.12.2004	Frohn	Initial version																	Air Liquide AGS GmbH		Füttingsweg 34							
Rev.		Date	Name	Checked		MEASURING RANGE & LIMIT VALUES										Air Liquide AGS GmbH					Füttingsweg 34		Page		88					
				Change												D-47805 Krefeld, Germany							Number of pages		97					

TAG-NO.		DESIG-NATION	RANGE	LL		L			H			HH			CONTROLLER SETTINGS				P&I SHEET	REMARKS	
				S/A	loc	prio	S/A	loc	prio	S/A	loc	prio	S/A	loc	prio	threshold	threshold	threshold			W
FUNCTION				threshold		threshold			threshold			threshold									
T 74095	GAN BEHIND AIR EVAPORATOR S	-40...+60 °C	ZA	S	1	A	PCS	3									-2.0	1	30s		036
TICALZALL																					
T 74130	COOL DOWN TEMP. P74101	-200...+50 °C				S	PCS	4	A	PCS	3										036
TISLAH																					
T 74140	SEAL LEAKAGE LIN PUMP P74101	-200...+50 °C	S	PCS	1	A	PCS	3													036
TIALSALL																					
T 74141	SEAL LEAKAGE LIN PUMP P74101	-200...+50 °C																			036
TIALSALL																					
T 74230	COOL DOWN TEMP. P74201	-200...+50 °C				SA	PCS	4	A	PCS	3										036
TISLAH																					
T 74240	SEAL LEAKAGE LIN PUMP P74201	-200...+50 °C	SA	PCS	1	A	PCS	3													036
TIALSALL																					
T 74241	SEAL LEAKAGE LIN PUMP P74201	-200...+50 °C	SA	PCS	1	A	PCS	3													036
TIALSALL																					

Legend:

2

24.02.2006

Frohn

Rev. 2

3

16.11.2006

Möller

As Built

0

21.12.2004

Frohn

Initial version

Rev.

Date

Name

Checked

Change

Project:

K70101

ASU No.09 Kosice

MEASURING RANGE & LIMIT VALUES

AIR LIQUIDE

Air Liquide AGS GmbH
Fühlingweg 34
D-47805 Krefeld, Germany

Drwg.-
No.:

Page

89

Number
of pages

97


Annotation on column "Hook Up":
(FP*) = Frost Protection recommended

F = local, V = local cabinet, S = control room, PCS = process control system


Annotation on column "Hook Up":
(FP*) = Frost Protection recommended

F = local, V = local cabinet, S = control room, PCS = process control system

Legend:

2		24.02.2006	Frohn	Rev. 2	Project: K70101 ASU No.09 Kosice	<div> AIR LIQUIDETM</div>	Dwg.- No.:		
3		16.11.2006	Müller	As Built			Air Liquide AGS GmbH Fidingsweg 34 D-47805 Krefeld, Germany	Page	89
0		21.12.2004	Frohn	Initial version				Number of pages	97
Rev.		Date	Name	Checked	MEASURING RANGE & LIMIT VALUES				
				Change					

TAG-NO.		DESIG- NATION	RANGE	LL		L		H		HH		CONTROLLER SETTINGS				P&I SHEET	REMARKS	
FUNCTION				S/A	loc	prio	S/A	loc	prio	S/A	loc	prio	W	Kp	Tn			Td
				threshold	threshold	threshold	threshold	threshold	threshold	threshold	threshold	threshold						
T 77001		INLET GAN COMPRESSOR 2	0...60 °C													020		
TI																		
T 77015		GAN BEH. COOLER 1ST STAGE	0...200 °C					A	PCS	3	SA	PCS	1			020		
TIAHSAHH																		
T 77025		GAN BEH. COOLER 2ND STAGE	0...200 °C					A	PCS	3	SA	PCS	1			020		
TIAHSAHH																		
T 77035		GAN BEH. COOLER 3RD STAGE	0...200 °C					A	PCS	3	SA	PCS	1			020		
TIAHSAHH																		
T 77512		COOLING WATER BEH. VW77001	0...60 °C													020	local indicator	
TI																		
T 77522		COOLING WATER BEH. VW77002	0...60 °C													020	local indicator	
TI																		
T 77532		COOLING WATER BEH. VW77003	0...60 °C													020	local indicator	
TI																		
Legend: F = local, V = local cabinet , S = control room, PCS = process control system																		
Annotation on column "Hook Up": (FP*) = Frost Protection recommended																		
Project: K70101				ASU No.09 Kosice				AIR LIQUIDE				Dwg.- No.:		Page		Number of pages		
Rev. 2				As Build				Air Liquide AGS GmbH Füttingweg 34 D-47805 Krefeld, Germany						90		97		
24.02.2006				16.11.2006				21.12.2004										
Frohn				Möller				Frohn										
Name				Checked				Change										

TAG-NO.		DESIG-NATION	RANGE	LL		L		H		HH		CONTROLLER SETTINGS				P&I SHEET	REMARKS					
FUNCTION				S/A	loc	prio	S/A	loc	prio	S/A	loc	prio	threshold	W	Kp			Tn	Td			
T 77621		COOLING WATER MOTOR COMP. 2	0...60 °C														020	local indicator				
Ti																						
T 77701		BEARING MAIN MOTOR GAN COMP. 2	0...150 °C						A	PCS	3	A	PCS	1			022					
TIAHSAHH																						
T 77703		BEARING MAIN MOTOR GAN COMP. 2	0...150 °C						A	PCS	3	A	PCS	1			022					
TIAHSAHH																						
T 77715		MOTOR WINDING U COMP. 2	0...200 °C						A	PCS	3	A	PCS	1			022					
TIAHSAHH																						
T 77718		MOTOR WINDING V COMP. 2	0...200 °C						A	PCS	3	A	PCS	1			022					
TIAHSAHH																						
T 77721		MOTOR WINDING W COMP. 2	0...200 °C						A	PCS	3	A	PCS	1			022					
TIAHSAHH																						
T 77736		BEARING 1.ST STAGE GAN COMP. 2	0...200 °C						A	PCS	3	A	PCS	1			022					
TIAHSAHH																						
Legend:																						
F = local, V = local cabinet, S = control room, PCS = process control system																						
Annotation on column "Hook Up": (FP*) = Frost Protection recommended																						
2		24.02.2006	Frohn	Rev. 2	Project: K70101										AIR LIQUIDE				Drwg.-No.:			
3		16.11.2006	Möller	As Build	ASU No.09 Kosice														Air Liquide AGS GmbH			
0		21.12.2004	Frohn	Initial version	MEASURING RANGE & LIMIT VALUES										Füllingsweg 34				D-47805 Krefeld, Germany			
Rev.		Date	Name	Checked															Page		91	
				Change															Number of pages		97	

TAG-NO.		DESIG-NATION	RANGE	LL		L		H		HH		CONTROLLER SETTINGS				P&I SHEET	REMARKS																																																																																																																																																																																																																																																																																																																																																																																																																																																																																																																																																																																																																																																																																																																																																																																																																																																																																																																																																																																																																																																																																																																																																																																																																																																																																																																																																																							
				S/A		loc		prio		S/A		loc		prio				S/A		loc		prio																																																																																																																																																																																																																																																																																																																																																																																																																																																																																																																																																																																																																																																																																																																																																																																																																																																																																																																																																																																																																																																																																																																																																																																																																																																																																																																																																																		
				threshold		threshold		threshold		threshold		threshold		threshold				threshold		threshold		threshold																																																																																																																																																																																																																																																																																																																																																																																																																																																																																																																																																																																																																																																																																																																																																																																																																																																																																																																																																																																																																																																																																																																																																																																																																																																																																																																																																																		
FUNCTION																																																																																																																																																																																																																																																																																																																																																																																																																																																																																																																																																																																																																																																																																																																																																																																																																																																																																																																																																																																																																																																																																																																																																																																																																																																																																																																																																																																								

TAG-NO.		DESIG- NATION	RANGE	LL		L		H		HH		CONTROLLER SETTINGS				P&I SHEET	REMARKS							
FUNCTION				S/A	loc	prio	S/A	loc	prio	S/A	loc	prio	S/A	loc	prio			W	Kp	Tn	Td			
T 77810		OIL HEATING W11810 GAN COMP. 2	°C																022					
TCAH																								
T 77815		OIL HEATING W77815 GAN COMP. 2	°C																022					
TCSAH																								
T 77854		LUBE OIL GAN COMP. 2	0...100 °C																022					
TIAHLSAHH								A	PCS	3	A	PCS	3	SA	PCS	1								
T 80001		COOLING WATER	0...60 °C																023					
TIAH										A	PCS	3												
T 80010		COOLING WATER REFLIX	0...60 °C																023					
TIAH										A	PCS	3												
T 84010		STEAM FROM CUSTOMER	0...250 °C																031					
TIAHL								A	PCS	3	A	PCs	3											
T 87038		BOTTOM HE- BOX	-50...+50 °C																024					
TIAL								A	PCS	3														
Legend:																	F = local, V = local cabinet, S = control room, PCS = process control system				Annotation on column "Hook Up": (FP*) = Frost Protection recommended			
2		24.02.2006	Frohn	Rev. 2	Project:		K70101		ASU No.09 Kosice				AIR LIQUIDE		DWG.- No.:									
3		16.11.2006	Müller	As Built																				
0		21.12.2004	Frohn	Initial version																				
Rev.		Date	Name	Checked	MEASURING RANGE & LIMIT VALUES					Air Liquide AGS GmbH Fidlingsweg 34 D-47805 Krefeld, Germany				Page		93		Number of pages		97				

TAG-NO.		DESIG- NATION	RANGE	LL			L			H			HH			CONTROLLER SETTINGS				P&I SHEET	REMARKS				
FUNCTION				S/A	loc	prio	S/A	loc	prio	S/A	loc	prio	S/A	loc	prio	threshold	threshold	W	Kp			Tn	Td		
T 87078		BOTTOM COLD-BOX	-50...+50 °C				A	PCS	3												024				
TIAL																									
T 90008		DUMP VAPORIZER OUTLET	-200...+50 °C																		026				
TIC																									
T 90010		DUMP VAPORIZER OUTLET	-200...+50 °C	S	PCS	1	A	PCS	3												026				
TIALSLL																									
T 90013		DUMP VAPORIZER SUMP	-200...+50 °C	S	PCS	1	A	PCS	3												026				
TIALSLL																									
X 11740		VIBRATION GEARING MAC	0...200 µm							A	PCS	3	SA	PCS	1						027				
XIAHSAHH																									
X 11743		VIBRATION GEARING MAC	0...200 µm							A	PCS	3	SA	PCS	1						027				
XIAHSAHH																									
X 11745		VIBRATION MAIN SHAFT MAC	0...200 µm							A	PCS	3	A	PCS	1						027				
XIAHSAHH																									
Legend:				F = local, V = local cabinet, S = control room, PCS = process control system												Annotation on column "Hook Up": (FP*) = Frost Protection recommended									
Project:				K70101												AIR LIQUIDE				Dwg.- No.:		Page		Number of pages	
Rev. 2				ASU No.09 Kosice												Air Liquide AGS GmbH Fdingssweg 34 D-47805 Krefeld, Germany				94		97			
Frohn				Initial version																					
16.11.2006				Moeller																					
21.12.2004				Frohn																					
Date				Name																					

Annotation on column "Hook Up":
(FP) = Frost Protection recommended

F = local, V = local cabinet, S = control room, PCS = process control system

Legend:

2	24.02.2006	Frohn	Rev. 2	Project:	K70101	AIR LIQUIDE		Drwg.-No.:	
3	16.11.2006	Möller	As Build	ASU No.09 Kosice		AIR LIQUIDE			
0	21.12.2004	Frohn	Initial version	MEASURING RANGE & LIMIT VALUES		Air Liquide AGS GmbH		Page	94
Rev.	Date	Name	Checked	Change		Füßingsweg 34		Number of pages	97
						D-47805 Krefeld, Germany			

TAG-NO.		DESIG- NATION	RANGE	LL		L		H		HH		CONTROLLER SETTINGS				P&I SHEET	REMARKS								
FUNCTION				S/A	loc	prio	S/A	loc	prio	S/A	loc	prio	W	Kp	Tn			Td							
				threshold	threshold	threshold	threshold	threshold	threshold	threshold	threshold	threshold													
X 11747		VIBRATION MAIN SHAFT MAC	0...200 µm							A	PCS	3	SA	PCS	1	027									
XIAHSAHH																									
X 16736		VIBRATION X 1ST STAGE BAC	0...125 µm							A	PCS	3	SA	PCS	1	028									
XIAHSAHH																									
X 16737		VIBRATION Y 1ST STAGE BAC	0...125 µm							A	PCS	3	SA	PCS	1	028									
XIAHSAHH																									
X 16738		VIBRATION X 2ND STAGE BAC	0...200 µm							A	PCS	3	SA	PCS	1	028									
XIAHSAHH																									
X 16739		VIBRATION Y 2ND STAGE BAC	0...200 µm							A	PCS	3	SA	PCS	1	028									
XIAHSAHH																									
X 16740		VIBRATION X 3RD STAGE BAC	0...200 µm							A	PCS	3	SA	PCS	1	028									
XIAHSAHH																									
X 16741		VIBRATION Y 3RD STAGE BAC	0...200 µm							A	PCS	3	SA	PCS	1	028									
XIAHSAHH																									
Legend:																		F = local, V = local cabinet, S = control room, PCS = process control system				Annotation on column "Hook Up": (FP*) = Frost Protection recommended			
2		24.02.2006	Frohn	Rev. 2	Project: K70101													Drwg.- No.:		Page		Number of pages			
3		16.11.2006	Möller	As Build	ASU No.09 Kosice																				
0		21.12.2004	Frohn	Initial version	MEASURING RANGE & LIMIT VALUES																				
Rev.		Date	Name	Checked																					

TAG-NO.		DESIG- NATION	RANGE	LL			L			H			HH			CONTROLLER SETTINGS				P&I SHEET	REMARKS
FUNCTION				S/A	loc	prio	S/A	loc	prio	S/A	loc	prio	S/A	loc	prio	W	Kp	Tn	Td		
				threshold	threshold	threshold	threshold	threshold	threshold	threshold	threshold	threshold	threshold	threshold	threshold						
X 16743		VIBRATION X 4TH STAGE BAC	0...200 µm									A	PCS	3	SA	PCS	1			028	
XIAHSAHH															27,5						
X 16744		VIBRATION Y 4TH STAGE BAC	0...200 µm									A	PCS	3	SA	PCS	1			028	
XIAHSAHH															27,5						
X 24124		VIBRATION EXPANDER TURBINE 1	0...125 µm									A	PCS	3	SA	PCS	1			029	
XIAHSAHH															27						
X 24224		VIBRATION EXPANDER TURBINE 2	0...125 µm									A	PCS	3	SA	PCS	1			030	
XIAHSAHH															27						
X 70736		VIBRATION 1ST STAGE GAN COMP. 1	0...125 µm									A	PCS	3	SA	PCS	1			021	
XIAHSAHH															35						
X 70738		VIBRATION 2ND STAGE GAN COMP. 1	0...125 µm									A	PCS	3	SA	PCS	1			021	
XIAHSAHH															35						
X 70740		VIBRATION 3RD STAGE GAN COMP. 1	0...125 µm									A	PCS	3	SA	PCS	1			021	
XIAHSAHH															27						
Legend:																					
F = local, V = local cabinet , S = control room, PCS = process control system																					
Annotation on column "Hook Up": (FP*) = Frost Protection recommended																					
				Project: K70101				AIR LIQUIDE				Drwg.- No.:									
				ASU No.09 Kosice										Air Liquide AGS GmbH Füttingsweg 34 D-47805 Krefeld, Germany		Page		96		97	
				MEASURING RANGE & LIMIT VALUES																	
Rev.		Date		Name		Checked		Initial version		Change											
2		24.02.2006		Frohn		Rev. 2															
3		16.11.2006		Möller		As Buildt															
0		21.12.2004		Frohn		Initial version															

TAG-NO.	DESIG-NATION	RANGE	LL				L				H				HH				CONTROLLER SETTINGS				P&I SHEET	REMARKS
			S/A	loc	prio	threshold	S/A	loc	prio	threshold	S/A	loc	prio	threshold	S/A	loc	prio	threshold	W	Kp	Tn	Td		
FUNCTION																								
X 70742	VIBRATION FREE END	0...125 µm									A	PCS	3		SA	PCS	1						021	
XIAHSAHH	GAN COMP. 1																42							
X 77736	VIBRATION 1ST STAGE	0...125 µm									A	PCS	3		SA	PCS	1						022	
XIAHSAHH	GAN COMP. 2																55							
X 77738	VIBRATION 2ND STAGE	0...125 µm									A	PCS	3		SA	PCS	1						022	
XIAHSAHH	GAN COMP. 2																55							
X 77740	VIBRATION 3RD STAGE	0...125 µm									A	PCS	3		SA	PCS	1						022	
XIAHSAHH	GAN COMP. 2																42							
X 77742	VIBRATION FREE END	0...125 µm									A	PCS	3		SA	PCS	1						022	
XIAHSAHH	GAN COMP. 2																42							

Legend:				F = local, V = local cabinet, S = control room, PCS = process control system												Annotation on column "Hook Up": (FP) = Frost Protection recommended							
2	24.02.2006	Frohn	Rev. 2	Project: K70101				ASU No.09 Kosice				AIR LIQUIDE				DWG.-No.:							
3	16.11.2006	Möller	As Build																				
0	21.12.2004	Frohn	Initial version																				
Rev.	Date	Name	Checked	MEASURING RANGE & LIMIT VALUES												Page				97			
			Change													Number of pages				97			